Quincy Public Schools
2019-2020 School Committee Budget
Fiscal Year Ending June 30, 2020

DR. RICHARD DECRISTOFARO
Superintendent of Schools

KEVIN MULVEY, ESQUIRE
Deputy Superintendent of Schools

JAMES MULLANEY, III, CPA
Director of Business Affairs

June 2019

Quincy Public Schools

Table of Contents

	Pages
Budget Priorities in 2020	1
Academic Classroom Teachers	3
Academic Programs	7
Academic Support	11
Non-Academic Support	17
Academic Expenses	25
Non-Academic Expenses	31
Budget Summary Information	37
Salary Budget Summary FY 2020	39
Expense Budget Summary FY 2020	40
Comparative Budget Totals	41
Total Budget Five Year History 2015/16 through 2019/20	42
Graphic Detail on Major Expense Categories	43
Index of Pages	57

Budget Priorities in 2020

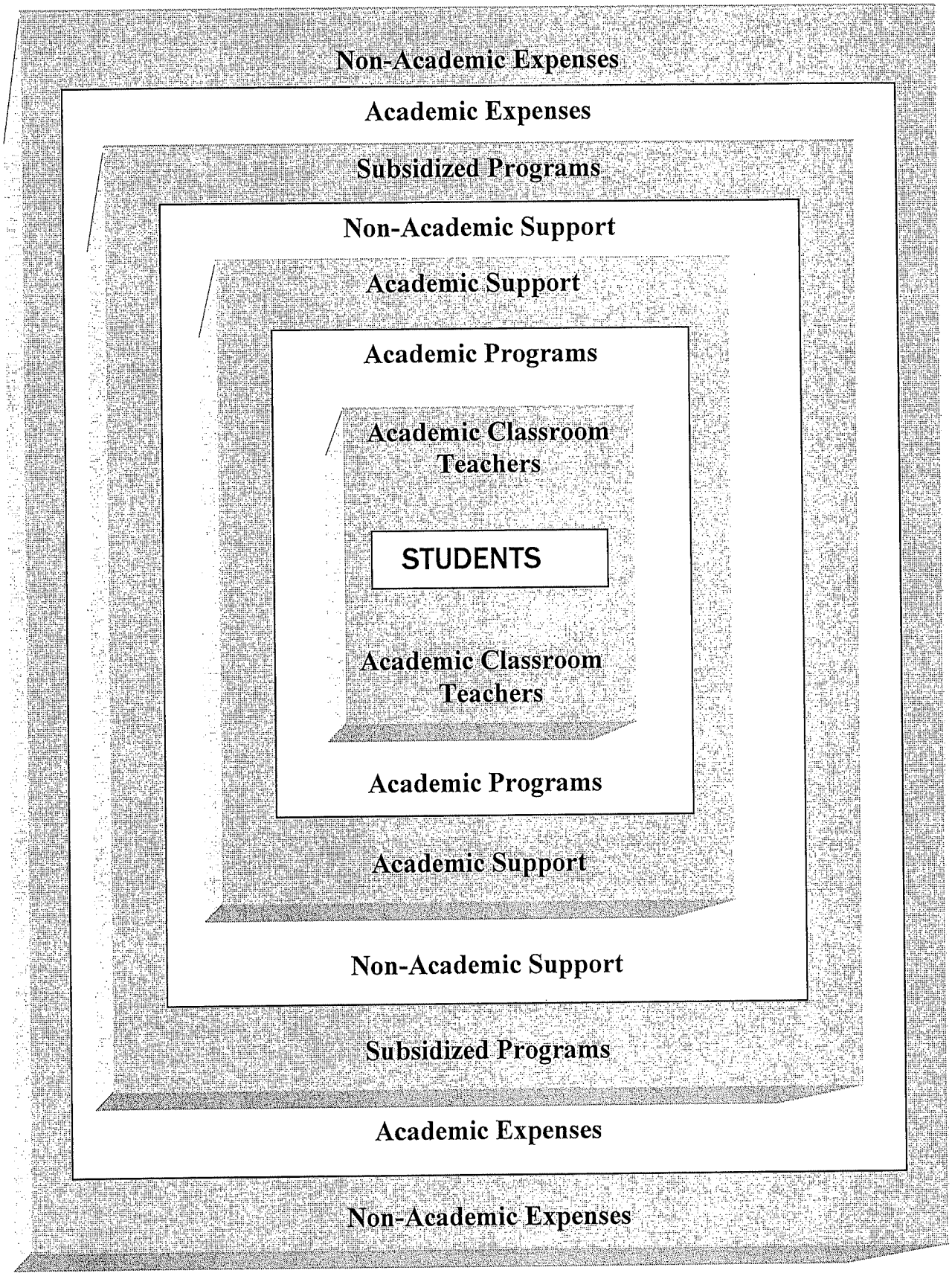

Budget Detail

Academic Classroom Teachers

INSTRUCTIONAL

LONGEVITY

Quincy Public Schools
2020 Academic Classroom Teachers
By Object Code

Budget Code	Account Description	18 Budget	19 FTE	19 Budget	20 FTE	20 Proposed	20 FTE	20 Budget
519101 Professional Salaries								
05101401 519101	Atherton Hough	958,115	12.0	984,221	12.0	999,562	12.0	999,562
05041401 519101	Beechwood Knoll	1,677,330	19.0	1,643,157	19.0	1,688,141	19.0	1,688,141
05061401 519101	Bernazzani	1,537,203	18.0	1,544,178	18.0	1,615,929	18.0	1,615,929
05081401 519101	Lincoln Hancock	2,042,398	26.0	2,048,050	26.0	2,150,184	26.0	2,150,184
05121401 519101	Marshall	2,411,270	29.0	2,496,402	29.0	2,524,389	29.0	2,524,389
05141401 519101	Merrymount	1,598,835	18.0	1,555,131	19.0	1,717,324	19.0	1,717,324
05161401 519101	Montclair	1,813,076	21.0	1,825,588	21.0	1,969,610	21.0	1,969,610
05181401 519101	Parker	1,186,477	16.0	1,274,786	16.0	1,336,406	16.0	1,336,406
05201401 519101	Snug Harbor	940,826	10.5	932,840	10.5	1,052,121	10.5	1,052,121
05221401 519101	Squantum	1,505,921	18.0	1,531,396	18.0	1,615,909	18.0	1,615,909
05241401 519101	Wollaston	1,483,083	18.0	1,535,624	18.0	1,611,155	18.0	1,611,155
05301401 519101	Atlantic Middle School	1,867,709	21.5	1,894,141	21.5	1,941,621	21.5	1,941,621
05321401 519101	Broad Meadows M.S.	1,340,554	16.5	1,357,708	16.5	1,444,044	16.5	1,444,044
05341401 519101	Central Middle School	2,653,808	31.0	2,611,556	31.0	2,698,765	31.0	2,698,765
05381401 519101	Point Webster M.S.	1,393,516	17.0	1,388,690	17.0	1,434,747	17.0	1,434,747
05361401 519101	Sterling Middle School	1,444,571	17.0	1,326,006	17.0	1,346,862	17.0	1,346,862
05601401 519101	North Quincy High School	5,377,977	61.0	5,168,385	60.0	5,279,835	60.0	5,279,835
05501401 519101	Quincy High School	6,230,584	76.5	6,374,966	77.0	6,682,970	77.0	6,682,970
05011403 519140	Academic Class Size				1.0	78,000	1.0	78,000
5190101 Professional Salaries		**37,463,253**	**446.0**	**37,492,825**	**447.5**	**39,187,574**	**447.5**	**39,187,574**
519140 Longevity								
05011403 519140	Instructors	144,000		144,000		144,000		144,000
519140 Longevity		**144,000**	**0.0**	**144,000**	**0.0**	**144,000**	**0.0**	**144,000**
Reserve for Negotiated Increases								
	Instructors							
Reserve for Negotiated Increases		**0**	**0.0**	**0**	**0.0**	**0**	**0.0**	**0**
Academic Classroom Teachers		**37,607,253**	**446.0**	**37,636,825**	**447.5**	**39,331,574**	**447.5**	**39,331,574**

Budget Detail

Academic Programs

INSTRUCTIONAL

LONGEVITY

Quincy Public Schools
2020 Academic Programs
By Object Code

Budget Code	Account Description	18 Budget	19 FTE	19 Budget	20 FTE	20 Proposed	20 FTE	20 Budget
519101 Professional Salaries								
05010101 519101	Academic Talent	90,825	1.0	92,642	1.0	96,248	1.0	96,248
05620301 519101	Alternative Program	741,016	8.8	751,335	8.8	799,942	8.8	799,942
05010403 519101	Art	1,131,316	15.2	1,176,881	15.7	1,240,430	15.7	1,240,430
05011002 519101	ELL	2,632,505	39.0	2,958,716	40.0	3,172,602	40.0	3,172,602
05011502 519101	Health	557,387	7.0	557,116	7.0	550,187	7.0	550,187
05011901 519101	Literacy	1,664,734	22.5	1,844,363	22.5	1,966,465	22.5	1,966,465
05015803 519101	Media-Elementary							
05305801 519101	Media-Atlantic M.S.	63,575	1.0	79,849	1.0	87,420	1.0	87,420
05325801 519101	Media-Broad Meadows M.S.	63,575	1.0	51,524	1.0	57,775	1.0	57,775
05345801 519101	Media-Central M.S.	72,011	1.0	76,652	1.0	82,244	1.0	82,244
05385801 519101	Media-Point Webster M.S.	59,937	1.0	62,946	1.0	70,480	1.0	70,480
05365801 519101	Media-Sterling M.S.	59,937	1.0	67,058	1.0	74,713	1.0	74,713
05605801 519101	Media-North Quincy H.S.	91,613	1.0	93,445	1.0	96,248	1.0	96,248
05505801 519101	Media-Quincy High School	91,613	1.0	72,429	1.0	77,896	1.0	77,896
05012103 519101	Music	1,444,365	17.5	1,420,875	18.0	1,493,149	18.0	1,493,149
05542202 519101	Occupational Education	1,734,602	22.7	1,810,579	23.2	1,830,542	23.2	1,830,542
05012303 519101	Physical Education	1,287,733	15.0	1,328,171	15.0	1,370,365	15.0	1,370,365
05600201 519101	ROTC-North Quincy H.S.	154,501	2.0	157,591		75,000		75,000
05500201 519101	ROTC-Quincy High School				2.0	159,136	2.0	159,136
05012603 519101	Special Education	7,566,574	97.3	8,045,769	101.3	8,579,887	101.3	8,579,887
05012701 519101	Speech/Hearing Special Ed.	844,444	10.0	866,220	10.0	917,290	10.0	917,290
519101 Professional Salaries		**20,352,263**	**265.0**	**21,514,161**	**271.5**	**22,798,019**	**271.5**	**22,798,019**
519140 Longevity								
05011403 519140	Instructors	108,000		108,000		108,000		108,000
519140 Longevity		**108,000**		**108,000**		**108,000**		**108,000**
Reserve for Negotiated Increases								
	Instructors							
Reserve for Negotiated Increases				**0**		**0**		**0**
Academic Programs		**20,460,263**	**265.0**	**21,622,161**	**271.5**	**22,906,019**	**271.5**	**22,906,019**

Budget Detail

Academic Support

INSTRUCTIONAL

CLERICAL

SUPERINTENDENT

ASSISTANT SUPERINTENDENT

DIRECTORS

DEPT HEADS

PRINCIPALS

AIDES

WORK STUDY

PART TIME PROFESSIONAL

LONGEVITY

Quincy Public Schools
2020 Academic Support
By Object Code

Budget Code	Account Description	18 Budget	19 FTE	19 Budget	20 FTE	20 Proposed	20 FTE	20 Budget
519101 Professional Salaries								
05015002 519101	Attendance	173,270	3.0	176,735	3.0	182,038	3.0	182,038
05015503 519101	Guidance	3,640,826	41.0	3,709,222	42.0	3,812,537	42.0	3,812,537
05015605 519101	Nurses	1,697,988	21.6	1,692,904	23.6	2,056,862	23.6	2,056,862
05016103 519101	Psychological	798,905	10.1	829,055	10.1	847,341	10.1	847,341
05018401 519101	School Committee	54,000		54,000		54,000		54,000
05011403 519101	Severance							
05012801 519101	Substitutes	989,800		1,139,800		1,139,800		1,139,800
05015603 519101	Therapists OT/PT	91,613	1.0	93,445	1.0	96,248	1.0	96,248
05013101 519101	Winter/Summer Programs	56,100		56,100		56,100		56,100
519101 Professional Salaries		**7,502,502**	**76.7**	**7,751,261**	**79.7**	**8,244,926**	**79.7**	**8,244,926**
519102 Secretarial and Clerical								
05010703 519102	IT Clerical and Support	411,122	8.0	429,344	8.0	472,224	8.0	472,224
05017701 519102	IT Support	218,895	3.0	238,188	3.0	245,334	3.0	245,334
519102 Secretarial and Clerical		**630,017**	**11.0**	**667,532**	**11.0**	**717,558**	**11.0**	**717,558**
519112 Superintendent								
05017001 519112	Superintendent	237,505	1.0	245,467	1.0	252,831	1.0	252,831
519112 Superintendent		**237,505**	**1.0**	**245,467**	**1.0**	**252,831**	**1.0**	**252,831**
519113 Assistant Superintendent								
05017002 519113	Assistant Superintendent	143,323	1.0	148,853	1.0	153,319	1.0	153,319
519113 Assistant Superintendent		**143,323**	**1.0**	**148,853**	**1.0**	**153,319**	**1.0**	**153,319**
519114 Directors								
05017304 519114	Business	127,472	1.0	130,019	1.0	133,920	1.0	133,920
05015401 519114	Curriculum	235,125	1.9	234,341	1.9	241,371	1.9	241,371
05017601 519114	Human Resources					0		0
05010702 519114	Information Technology					0		0
05546201 519114	IT & Occupational Education	130,548	1.0	133,159	1.0	137,154	1.0	137,154
05017101 519114	Plant					0		0
05016203 519114	Special Education	124,971	1.0	124,970	1.0	128,719	1.0	128,719
05015501 519114	Student Support Services	128,645	1.0	131,218	1.0	135,155	1.0	135,155
519114 Directors		**746,761**	**5.9**	**753,707**	**5.9**	**776,318**	**5.9**	**776,318**

Quincy Public Schools
2020 Academic Support
By Object Code

Budget Code	Account Description	18 Budget	19 FTE	19 Budget	20 FTE	20 Proposed	20 FTE	20 Budget
519115 Coordinators and Department Heads								
05010401 519115	Art							
05010501 519115	Athletics	105,627	2.0	137,700	2.0	141,831	2.0	141,831
	Assessment Coordinator				1.0	85,000	1.0	85,000
05015401 519114	Curriculum							
05011001 519115	ELL	187,980	2.0	192,469	2.0	198,243	2.0	198,243
05015605 519115	Health Services	100,877	1.0	102,895	1.0	105,982	1.0	105,982
	Homeless Coordinator				1.0	79,420	1.0	79,420
05015801 519115	Media							
05012101 519115	Music							
05012301 519115	Physical Education							
05015201 519115	School to Work Coordinator							
05018501 519115	Security							
05018502 519115	Security/Transportation	111,513	1.0	114,763	1.0	118,206	1.0	118,206
05017201 519103	Supervisor of Custodians	99,583	1.0	101,575	1.0	104,622	1.0	104,622
05018601 519115	Transportation	50,794	1.0	62,179	1.0	64,044	1.0	64,044
519115 Coordinators and Dept. Heads		**656,374**	**8.0**	**711,581**	**10.0**	**897,348**	**10.0**	**897,348**
519116 Principals and Assistant Principals								
05105901 519116	Atherton Hough	105,781	1.0	107,897	1.0	111,134	1.0	111,134
05045901 519116	Beechwood Knoll	108,581	1.0	110,753	1.0	114,076	1.0	114,076
05065901 519116	Bernazzani	106,169	1.0	108,292	1.0	111,541	1.0	111,541
05085901 519116	Lincoln Hancock	173,235	1.7	176,700	1.7	182,001	1.7	182,001
05125901 519116	Marshall	172,842	1.7	176,299	1.7	181,588	1.7	181,588
05145901 519116	Merrymount	107,977	1.0	110,137	1.0	113,441	1.0	113,441
05165901 519116	Montclair	107,222	1.0	109,366	1.0	112,647	1.0	112,647
05185901 519116	Parker	107,977	1.0	110,137	1.0	113,441	1.0	113,441
05205901 519116	Snug Harbor	168,667	1.7	172,850	1.7	178,036	1.7	178,036
05225901 519116	Squantum	106,828	1.0	108,965	1.0	112,234	1.0	112,234
05245901 519116	Wollaston	106,828	1.0	108,965	1.0	112,234	1.0	112,234
05305901 519116	Atlantic Middle School	226,000	2.0	230,520	2.0	237,436	2.0	237,436
05325901 519116	Broad Meadows M.S.	222,478	2.0	226,928	2.0	233,736	2.0	233,736
05345901 519116	Central Middle School	217,550	2.0	221,901	2.0	228,558	2.0	228,558
05385901 519116	Point Webster M.S.	217,406	2.0	224,574	2.0	231,311	2.0	231,311
05365901 519116	Sterling Middle School	221,689	2.0	226,123	2.0	232,907	2.0	232,907
05605902 519117	N.Q.H.S.. - Deans	361,409	4.0	368,923	4.0	379,991	4.0	379,991
05605902 519116	North Quincy High School	238,595	2.0	243,367	2.0	250,668	2.0	250,668
05505901 519117	Q.H.S. - Deans	374,401	4.0	381,889	4.0	393,346	4.0	393,346
05505901 519116	Quincy High School	243,969	2.0	248,848	2.0	256,313	2.0	256,313
05015902 519116	All Principals and Assistants							
519116 Principals and Assistant Principals		**3,695,604**	**35.1**	**3,773,434**	**35.1**	**3,886,637**	**35.1**	**3,886,637**

Quincy Public Schools
2020 Academic Support
By Object Code

Budget Code	Account Description	18 Budget	19 FTE	19 Budget	20 FTE	20 Proposed	20 FTE	20 Budget
519121 Aides								
05632601 519121	CDC Aides	122,775	6.0	125,231	6.0	128,988	6.0	128,988
05011004 519121	ELL-General	79,502	4.0	81,092	7.5	186,525	7.5	186,525
05091001 519121	ELL-ECC							
05121001 519121	ELL-Marshall							
05161001 519121	ELL-Montclair							
05181001 519121	ELL-Parker							
05221001 519121	ELL-Squantum							
05241001 519121	ELL-Wollaston							
05301001 519121	ELL-Atlantic Middle School							
05501001 519121	ELL-Quincy High School							
05011302 519121	Full Day Kindergarten Aides	364,944	34.0	372,243	34.0	383,410	34.0	383,410
05011301 519121	Information Technology Aides	22,895	1.0	23,353	1.0	24,054	1.0	24,054
05012601 519121	Special Education Aides	902,430	40.0	920,479	61.0	1,326,093	61.0	1,326,093
05102601 519121	SPED-Atherton Hough	58,301	3.0	59,467	3.0	61,251	3.0	61,251
05042601 519121	SPED-Beechwood Knoll	38,867	2.0	39,644	2.0	40,833	2.0	40,833
05062601 519121	SPED-Bernazzani							
05092601 519121	SPED-ECC	330,374	17.0	336,981	17.0	347,090	17.0	347,090
05082601 519121	SPED-Lincoln Hancock	19,434	1.0	19,823	1.0	20,418	1.0	20,418
05122601 519121	SPED-Marshall							
05132601 519121	SPED-Merrymount							
05162601 519121	SPED-Montclair							
05182601 519121	SPED-Parker	58,301	3.0	59,467	3.0	61,251	3.0	61,251
05202601 519121	SPED-Snug Harbor	291,506	15.0	297,336	15.0	306,256	15.0	306,256
05222601 519121	SPED-Squantum	174,903	9.0	178,401	9.0	183,753	9.0	183,753
05242601 519121	SPED-Wollaston							
05302601 519121	SPED-Atlantic M.S.	19,434	1.0	19,823	1.0	20,418	1.0	20,418
05322601 519121	SPED-Broad Meadows M.S.	58,301	3.0	59,467	3.0	61,251	3.0	61,251
05342601 519121	SPED-Central M.S.	58,301	3.0	59,467	3.0	61,251	3.0	61,251
05382601 519121	SPED-Point Webster M.S.	97,169	5.0	99,112	5.0	102,085	5.0	102,085
05362601 519121	SPED-Sterling M.S.	97,169	5.0	99,112	5.0	102,085	5.0	102,085
05602601 519121	SPED-North Quincy H.S.	194,338	10.0	198,225	10.0	204,172	10.0	204,172
05542601 519121	SPED-Occupational Education	29,651	2.0	30,244	2.0	31,151	2.0	31,151
05502601 519121	SPED-Quincy High School	19,434	1.0	19,823	1.0	20,418	1.0	20,418
519121 Aides		**3,038,029**	**165.0**	**3,098,790**	**189.5**	**3,672,753**	**189.5**	**3,672,753**
519126 Work Study/Student Help								
05012603 519127	Special Ed. Work Study	5,000		5,000		5,000		5,000
519126 Work Study/Student Help		**5,000**	**0.0**	**5,000**	**0.0**	**5,000**	**0.0**	**5,000**

Quincy Public Schools
2020 Academic Support
By Object Code

Budget Code	Account Description	18 Budget	19 FTE	19 Budget	20 FTE	20 Proposed	20 FTE	20 Budget
519129 Professional Part-time								
05011003 519129	ELL Tutors	154,587		157,679		162,409		162,409
	ELL Translators	39,024		56,744		58,446		58,446
05011101 519129	Extra Curr-Activity Stipend	2,441		2,490		32,565		32,565
05101101 519129	Extra Curr-Atherton Hough	9,822		10,018		10,319		10,319
05041101 519129	Extra Curr-Beechwood Knoll	12,835		13,092		13,485		13,485
05061101 519129	Extra Curr-Bernazzani	11,020		11,240		11,577		11,577
05081101 519129	Extra Curr-Lincoln Hancock	17,592		17,944		18,482		18,482
05121102 519129	Extra Curr-Marshall	20,362		20,769		21,392		21,392
05141101 519129	Extra Curr-Merrymount	13,314		13,580		13,987		13,987
05161101 519129	Extra Curr-Montclair	14,545		14,836		15,281		15,281
05181101 519129	Extra Curr-Parker	10,507		10,717		11,039		11,039
05201101 519129	Extra Curr-Snug Harbor	12,765		13,020		13,411		13,411
05221101 519129	Extra Curr-Squantum	11,568		11,799		12,153		12,153
05241101 519129	Extra Curr-Wollaston	11,774		12,009		12,369		12,369
05301101 519129	Extra Curr-Atlantic M.S.	26,206		26,730		27,532		27,532
05321101 519129	Extra Curr-Broad Meadows	16,346		16,673		17,173		17,173
05341101 519129	Extra Curr-Central M.S.	32,851		33,508		34,513		34,513
05381101 519129	Extra Curr-Point Webster	19,346		19,733		20,325		20,325
05361101 519129	Extra Curr-Sterling M.S.	19,453		19,842		20,437		20,437
05601101 519129	Extra Curr-North Quincy H.S.	27,604		28,156		29,001		29,001
05501101 519129	Extra Curr-Quincy H.S.	27,604		28,156		29,001		29,001
05015605 519129	Nurses Substitutes	16,783		17,119		17,633		17,633
05016001 519129	Special Ed. Summer Program	119,639		122,032		125,693		125,693
05012604 519129	Special Ed. Tutors	277,151		282,694		336,175		336,175
05016204 519129	Summer CORE Special Ed.	3,312		3,378		3,479		3,479
519129 Professional Part-time		**928,451**	**0.0**	**963,958**	**0.0**	**1,067,877**	**0.0**	**1,067,877**
519140 Longevity								
05011403 519140	Instructors	35,000		35,000		35,000		35,000
05017004 519140	Directors	10,100		10,100		10,100		10,100
519140 Longevity		**45,100**	**0**	**45,100**	**0**	**45,100**	**0**	**45,100**
Reserve for Negotiated Increases								
	Personnel							
Reserve for Negotiated Increases		**0**	**0.0**	**0**	**0.0**	**0**	**0.0**	**0**
Academic Support		**17,628,666**	**303.7**	**18,164,683**	**333.2**	**19,719,667**	**333.2**	**19,719,667**

Budget Detail

Non-Academic Support

CLERICAL

CUSTODIAL

MAINTENANCE

SECURITY

AIDES

ATTENDANTS

DRIVERS

LIFE GUARDS

MESSENGERS

FIELD HELP

CLERICAL (PART-TIME)

PART TIME PROFESSIONAL

OVERTIME

LONGEVITY

TRAVEL

Quincy Public Schools
2020 Non-Academic Support
By Object Code

Budget Code	Account Description	18 Budget	19 FTE	19 Budget	20 FTE	20 Request	20 FTE	20 Budget
519102 Secretarial and Clerical								
05105901 519102	Atherton Hough	43,165	0.9	45,093	0.9	46,446	0.9	46,446
05045901 519102	Beechwood Knoll	43,086	0.9	43,945	0.9	45,263	0.9	45,263
05065901 519102	Bernazzani	43,086	0.9	43,278	0.9	44,576	0.9	44,576
05095901 519102	Della Chiesa	43,165	0.9	45,453	0.9	46,817	0.9	46,817
05085901 519102	Lincoln Hancock	43,086	0.9	44,562	0.9	45,899	0.9	45,899
05125901 519102	Marshall	43,165	0.9	44,995	0.9	46,345	0.9	46,345
05145901 519102	Merrymount	43,165	0.9	45,275	0.9	46,633	0.9	46,633
05165901 519102	Montclair	43,165	0.9	46,120	0.9	47,504	0.9	47,504
05185901 519102	Parker	43,165	0.9	43,676	0.9	44,986	0.9	44,986
05205901 519102	Snug Harbor	43,086	0.9	42,226	0.9	43,493	0.9	43,493
05225901 519102	Squantum	43,086	0.9	45,122	0.9	46,476	0.9	46,476
05247501 519102	Wollaston	43,165	0.9	45,453	0.9	46,817	0.9	46,817
05305901 519102	Atlantic Middle School	44,436	0.9	45,824	0.9	47,199	0.9	47,199
05325901 519102	Broad Meadows M.S.	39,771	0.9	42,907	0.9	44,194	0.9	44,194
05345901 519102	Central Middle School	44,319	0.9	45,585	0.9	46,953	0.9	46,953
05385901 519102	Point Webster M.S.	44,515	0.9	50,291	0.9	51,800	0.9	51,800
05365901 519102	Sterling Middle School	44,319	0.9	46,527	0.9	47,923	0.9	47,923
05605902 519102	North Quincy High School	283,310	5.7	285,037	5.7	293,588	5.7	293,588
05505901 519102	Quincy High School	274,067	5.7	281,026	5.7	289,457	5.7	289,457
05620301 519102	Alternative Programs	21,867	0.5	22,304	0.5	22,973	0.5	22,973
05017002 519102	Assistant Superintendent	51,932	1.0	54,415	1.0	56,047	1.0	56,047
05010501 519102	Athletics							
05017304 519102	Business Office - Clerical	250,750	4.5	234,183	4.5	241,208	4.5	241,208
05017304 519102	Business Office - Secretary	55,210	1.0	58,099	1.0	59,842	1.0	59,842
05605902 519102	Curriculum							
05017601 519102	Human Resources	189,542	3.0	192,102	3.0	197,865	3.0	197,865
05017101 519102	Maintenance							
05546201 519102	Occupational Education	63,576	1.0	48,916	1.0	50,383	1.0	50,383
05015401 519102	Print Shop							
05016203 519102	Special Education	98,622	2.0	95,312	2.0	98,171	2.0	98,171
05015501 519102	Student Support Services	43,112	1.0	51,526	1.0	53,072	1.0	53,072
05017001 519102	Superintendent Administrator	87,742	1.0	90,203	1.0	92,909	1.0	92,909
05018601 519102	Transportation	48,106	1.0	49,068	1.0	50,540	1.0	50,540
519102 Secretarial and Clerical		**2,202,781**	**42.7**	**2,228,523**	**42.7**	**2,295,379**	**42.7**	**2,295,379**

Quincy Public Schools
2020 Non-Academic Support
By Object Code

Budget Code	Account Description	18 Budget	19 FTE	19 Budget	20 FTE	20 Request	20 FTE	20 Budget
519103 Custodial								
05107201 519103	Atherton Hough	97,898	2.0	99,856	2.0	102,852	2.0	102,852
05047201 519103	Beechwood Knoll	101,958	2.0	103,997	2.0	107,117	2.0	107,117
05067201 519103	Bernazzani	101,958	2.0	103,997	2.0	107,117	2.0	107,117
05097201 519103	Della Chiesa	74,106	1.5	75,588	1.5	77,856	1.5	77,856
05087201 519103	Lincoln Hancock	186,165	3.5	189,888	3.5	195,585	3.5	195,585
05127201 519103	Marshall	116,606	2.5	118,938	2.5	122,506	2.5	122,506
05147201 519103	Merrymount	98,048	2.0	100,009	2.0	103,009	2.0	103,009
05167201 519103	Montclair	91,391	2.0	93,219	2.0	96,016	2.0	96,016
05187201 519103	Parker	104,212	2.0	106,296	2.0	109,485	2.0	109,485
05207201 519103	Snug Harbor	128,006	2.5	130,566	2.5	134,483	2.5	134,483
05227201 519103	Squantum	101,278	2.0	103,304	2.0	106,403	2.0	106,403
05247201 519103	Wollaston	104,093	2.0	106.175	2.0	109,360	2.0	109,360
05307201 519103	Atlantic Middle School	154,204	3.0	157,288	3.0	162,007	3.0	162,007
05327201 519103	Broad Meadows M.S.	149,788	3.0	152,784	3.0	157,368	3.0	157,368
05347201 519103	Central Middle School	161,162	3.5	164,385	3.5	169,317	3.5	169,317
05387201 519103	Point Webster M.S.	156,324	3.0	159,450	3.0	164,234	3.0	164,234
05367201 519103	Sterling Middle School	130,446	2.5	133,055	3.5	181,047	3.5	181,047
05607201 519103	North Quincy High School	452,059	9.0	461,100	9.0	474,933	9.0	474,933
05507201 519103	Quincy High School	777,709	13.0	793,263	13.0	817,061	13.0	817,061
	Subsidized Amount (Food Service)			(100,000)		(100,000)		(100,000)
519103 Custodial		**3,287,411**	**63.0**	**3,253,158**	**64.0**	**3,397,756**	**64.0**	**3,397,756**
519104 Maintenance								
05017101 519104	General	123,321	2.0	125,787	2.0	129,561	2.0	129,561
519104 Maintenance		**123,321**	**2.0**	**125,787**	**2.0**	**129,561**	**2.0**	**129,561**
519105 Security Guards								
05508501 519105	Quincy High School	190,014	4.0	193,814	4.0	199,628	4.0	199,628
05608501 519105	North Quincy High School	193,491	4.0	192,361	4.0	198,132	4.0	198,132
519105 Security Guards		**383,505**	**8.0**	**386,175**	**8.0**	**397,760**	**8.0**	**397,760**

Quincy Public Schools
2020 Non-Academic Support
By Object Code

Budget Code	Account Description	18 Budget	19 FTE	19 Budget	20 FTE	20 Request	20 FTE	20 Budget
519121 Aides								
05101301 519121	Atherton Hough							
05041301 519121	Beechwood Knoll							
05061301 519121	Bernazzani	18,392	1.0	18,760	1.0	19,323	1.0	19,323
05091301 519121	ECC	18,392	1.0	18,760	1.0	19,323	1.0	19,323
05081301 519121	Lincoln Hancock	18,392	1.0	18,760	1.0	19,323	1.0	19,323
05121301 519121	Marshall	18,392	1.0	18,760	1.0	19,323	1.0	19,323
05141301 519121	Merrymount							
05161301 519121	Montclair	18,392	1.0	18,760	1.0	19,323	1.0	19,323
05181301 519121	Parker							
05201301 519121	Snug Harbor	18,391	1.0	18,759	1.0	19,322	1.0	19,322
05221301 519121	Squantum							
05241301 519121	Wollaston							
05301301 519121	Atlantic Middle School	18,392	1.0	18,760	1.0	19,323	1.0	19,323
05321301 519121	Broad Meadows M.S.							
05341301 519121	Central Middle School	18,392	1.0	18,760	1.0	19,323	1.0	19,323
05381301 519121	Point Webster M.S.	18,392	1.0	18,760	1.0	19,323	1.0	19,323
05361301 519121	Sterling Middle School	18,392	1.0	18,760	1.0	19,323	1.0	19,323
05541301 519121	Center for Technical Ed.							
05601301 519121	North Quincy High School	73,563	5.0	75,034	5.0	77,285	5.0	77,285
05501301 519121	Quincy High School	55,172	4.0	56,275	4.0	57,963	4.0	57,963
05010501 519126	Athletic MIAA Site Coordinators	51,824	1.0	23,487	1.0	24,192	1.0	24,192
519121 Aides		**364,478**	**20.0**	**342,395**	**20.0**	**352,669**	**20.0**	**352,669**
519122 Attendants								
05018602 519122	SPED Transportation Attendants	183,425	10.0	172,094	10.0	177,257	10.0	177,257
05107501 519122	Atherton Hough	23,195	7.0	23,659	7.0	24,369	7.0	24,369
05047501 519122	Beechwood Knoll	19,868	6.0	20,265	6.0	20,873	6.0	20,873
05067501 519122	Bernazzani	13,062	4.0	13,323	4.0	13,723	4.0	13,723
05097501 519122	ECC	3,300	1.0	3,366	1.0	3,467	1.0	3,467
05087501 519122	Lincoln Hancock	23,196	7.0	23,660	7.0	24,370	7.0	24,370
05127501 519122	Marshall	16,499	5.0	16,829	5.0	17,334	5.0	17,334
05147501 519122	Merrymount	11,687	4.0	11,921	4.0	12,279	4.0	12,279
05167501 519122	Montclair	19,868	6.0	20,265	6.0	20,873	6.0	20,873
05187501 519122	Parker	23,196	7.0	23,660	7.0	24,370	7.0	24,370
05207501 519122	Snug Harbor	23,196	7.0	23,660	7.0	24,370	7.0	24,370
05227501 519122	Squantum	23,196	7.0	23,660	7.0	24,370	7.0	24,370
05124501 519122	Wollaston	19,868	6.0	20,265	6.0	20,873	6.0	20,873
05017501 519122	Attendants Lunch							
519122 Attendants		**403,556**	**77.0**	**396,627**	**77.0**	**408,528**	**77.0**	**408,528**
519123 Drivers								
05010501 519123	Athletic Drivers	77,933	1.4	79,492	1.4	81,877	1.4	81,877
05018601 519123	Special Ed. Drivers	1,198,591	27.0	1,202,563	27.0	1,238,640	27.0	1,238,640
05018602 519123	Bus Drivers	314,635	7.0	320,928	7.0	330,556	7.0	330,556
519123 Drivers		**1,591,159**	**35.4**	**1,602,983**	**35.4**	**1,651,073**	**35.4**	**1,651,073**

Quincy Public Schools
2020 Non-Academic Support
By Object Code

Budget Code	Account Description	18 Budget	19 FTE	19 Budget	20 FTE	20 Request	20 FTE	20 Budget
519125 Messengers								
05017001 519125	Messengers	38,203	2.0	38,967	2.0	40,136	2.0	40,136
519125 Messengers		**38,203**	**2.0**	**38,967**	**2.0**	**40,136**	**2.0**	**40,136**
519126 Field Help/Officials								
05010501 519126	Athletic Field Help	18,811		19,187		19,763		19,763
519126 Field Help/Officials		**18,811**	**0.0**	**19,187**	**0.0**	**19,763**	**0.0**	**19,763**
519128 Part-time Clerical								
05015902 519128	Secretarial Substitutes	62,424		63,672		65,582		65,582
05012605 519128	Special Ed. Substitutes	41,616		42,448		43,721		43,721
519128 Part-time Clerical		**104,040**	**0.0**	**106,120**	**0.0**	**109,303**	**0.0**	**109,303**
519129 Professional Part-time								
05010501 519129	Athletic Coaches	402,744		410,799		423,123		423,123
05015503 519129	Guidance Summer	44,167		45,050		46,402		46,402
05015602 519129	COTA Assistants	142,834		145,691		150,062		150,062
519129 Professional Part-time		**589,745**	**0.0**	**601,540**	**0.0**	**619,587**	**0.0**	**619,587**
519130 Overtime								
05017201 519130	Custodial Overtime	187,569		191,320		197,060		197,060
05017101 519130	Maintenance-Overtime	6,431		6,560		6,757		6,757
05018502 519130	Security Guard-Overtime	21,436		21,865		22,521		22,521
05018601 519130	Bus Drivers	98,072		100,033		103,034		103,034
519130 Overtime		**313,508**	**0.0**	**319,778**	**0.0**	**329,372**	**0.0**	**329,372**
519140 Longevity								
05011301 519140	Aides	9,300		9,300		9,300		9,300
05016205 519140	Secretary							
05017201 519140	Custodial							
05017101 519140	Maintenance							
05018502 519140	Security	1,000		1,000		1,000		1,000
519140 Longevity		**10,300**	**0.0**	**10,300**	**0.0**	**10,300**	**0.0**	**10,300**

Quincy Public Schools
2020 Non-Academic Support
By Object Code

Budget Code	Account Description	18 Budget	19 FTE	19 Budget	20 FTE	20 Request	20 FTE	20 Budget
519140 Travel								
05016207 519153	Supervision	21,600		21,600		21,600		21,600
05017005 519153	Attendance	10,200		10,200		10,200		10,200
05017101 519153	Maintenance							
05015002 519153	Administration							
519140 Travel		**31,800**	**0.0**	**31,800**	**0.0**	**31,800**	**0.0**	**31,800**
Reserve for Negotiated Increases								
	Personnel							
Reserve for Negoatiated Increases		**0**	**0.0**	**0**	**0.0**	**0**	**0.0**	**0**
Non-Academic Support		**9,462,618**	**250.1**	**9,463,340**	**251.1**	**9,792,987**	**251.1**	**9,792,987**

Budget Detail

Academic Expenses

REPAIRS EDUCATIONAL EQUIPMENT

STAFF DEVELOPMENT

SCREEN/MEDICAL

TELEPHONE/ANSWERING

TUITIONS

TESTING

LIBRARY BOOKS

SUPPLIES

MEDIA/AUDIO VISUAL

TEACHER PROF. DISCRETIONARY FUND

TEXTBOOKS

EDUCATIONAL SOFTWARE

COURSE APPROVAL

ACQUISITION OF INSTRUCTIONAL EQUIP

Quincy Public Schools
2020 Academic Expenses
By Object Code

Budget Code	Account Description	18 Budget	19 Budget	20 Request	20 Budget
529405 Repairs Educational Equipment					
05010405 529405	Art	1,000	1,000	1,000	1,000
05015103 529405	Audio/Visual	4,000	4,000	4,000	4,000
05520602 529405	Business Ed				
05542204 529405	Center for Tech. Ed. Shop	7,000	7,000	7,000	7,000
05010705 529405	Computers	13,500	13.500	13,500	13,500
05012105 529405	Music	5,000	5,000	5,000	5,000
05011304 529405	Office	2,000	2,000	2,000	2,000
05012305 529405	Physical Education	900	900	900	900
05012403 529405	Science	2,000	2,000	2,000	2,000
05012608 529405	Special Education	1,500	1,500	1,500	1,500
05012903 529405	Tech Ed				
529405 Repairs Educational Equipment		**36,900**	**36,900**	**36,900**	**36,900**
539001 Staff Development					
05017007 539001	District-wide	30,000	30,000	30,000	30,000
05015904 539001	Principals	8,000	8,000	8,000	8,000
539001 Staff Development		**38,000**	**38,000**	**38,000**	**38,000**
539130 Screening and Medical					
05016102 539130	& Psychologists	58,500	58,500	58,500	58,500
539130 Screening and Medical		**58,500**	**58,500**	**58,500**	**58,500**
539200 Tuitions					
05012610 539200	Special Education	12,395,000	14,899,401	14,899,401	14,899,401
05012611 539200	Regular School/Hospitals	30,000	30,000	30,000	30,000
05011601 539001	Historical Society	6,800	6,800	25,000	25,000
539200 Tuitions		**12,431,800**	**14,936,201**	**14,954,401**	**14,954,401**
559110 Testing and Materials					
05015504 559110	Psychological Testing	12,000	12,000	12,000	12,000
05015503 559110	Testing	89,000	89,000	89,000	89,000
	Translation Services			50,000	50,000
559110 Testing and Materials		**101,000**	**101,000**	**151,000**	**151,000**
559130 Library Books and Periodicals					
05015806 559130	& Library Books & Periodicals	20,000	20,000	30,000	30,000
559130 Library Books and Periodicals		**20,000**	**20,000**	**30,000**	**30,000**

Quincy Public Schools
2020 Academic Expenses
By Object Code

Budget Code	Account Description	18 Budget	19 Budget	20 Request	20 Budget
559140 Supplies					
05101402 559140	Atherton Hough	8,801	8,801	8,801	8,801
05041402 559140	Beechwood Knoll	11,500	11,500	11,500	11,500
05061402 559140	Bernazzani	9,875	9,875	9,875	9,875
05081402 559140	Lincoln Hancock	18,062	18,062	18,062	18,062
05121402 559140	Marshall	18,246	18.246	18,246	18,246
05141402 559140	Merrymount	11,929	11,929	11,929	11,929
05161402 559140	Montclair	13,033	13,033	13,033	13,033
05181402 559140	Parker	9,415	9,415	9,415	9,415
05201402 559140	Snug Harbor	11,439	11,439	11,439	11,439
05221402 559140	Squantum	10,365	10,365	10,365	10,365
05241402 559140	Wollaston	10,549	10,549	10,549	10,549
05301402 559140	Atlantic Middle School	15,241	15,241	15,241	15,241
05321402 559140	Broad Meadows M.S.	10,059	10,059	10,059	10,059
05341402 559140	Central Middle School	18,308	18,308	18,308	18,308
05381402 559140	Point Webster M.S.	11,071	11,071	11,071	11,071
05361402 559140	Sterling Middle School	10,764	10,764	10,764	10,764
05601402 559140	North Quincy High School	37,014	37,014	37,014	37,014
05501402 559140	Quincy High School	45,385	45,385	45,385	45,385
05011406 559140	Academic Reserve	11,600	11,600	11,600	11,600
05017009 559140	Administration	2,000	2,000	2,000	2,000
05620302 559140	Alternative Programs	2,000	2,000	2,000	2,000
05010405 559140	Art	50,000	50,000	50,000	50,000
05015104 559140	Audio/Visual	8,000	8.000	8,000	8,000
05520602 559140	Business Education	0	0	0	0
05011406 559141	Classroom Reserve	92,144	92,144	92,144	92,144
05010705 559140	Computer Education	11,000	11,000	11,000	11,000
05015301 559140	Copy Machines	300,000	300,000	300,000	300,000
05011702 559140	In-Service	11,936	11,936	11,936	11,936
05015807 559140	Library	5,000	5,000	5,000	5,000
05011904 559140	Literacy	0	0	0	0
05542206 559140	Occupational Education	61,000	61,000	71,000	71,000
05012306 559140	Physical Education	3,500	3,500	3,500	3,500
05016902 559140	Pupil Personnel Services	3,500	3,500	3,500	3,500
05012403 559140	Science	40,000	40,000	40,000	40,000
05012609 559140	Special Education	8,000	8.000	8,000	8,000
05012903 559140	Technical Education				
514 Supplies		**890,736**	**890,736**	**900,736**	**900,736**
559160 Professional Discretionary Expenses					
05011407 559160	Professional Discretionary	287,000	287,000	287,000	287,000
559160 Professional Discretionary Expenses		**287,000**	**287,000**	**287,000**	**287,000**

Quincy Public Schools
2020 Academic Expenses
By Object Code

Budget Code	Account Description	18 Budget	19 Budget	20 Request	20 Budget
559200 Textbooks					
05013001 559200	System Reserve	400,000	400,000	400,000	400,000
05103001 559200	Atherton Hough	5,023	5,023	5,023	5,023
05043001 559200	Beechwood Knoll	6,563	6,563	6,563	6,563
05063001 559200	Bernazzani	5,635	5,635	5,635	5,635
05083001 559200	Lincoln Hancock	10,308	10,308	10,308	10,308
05123001 559200	Marshall	10,413	10,413	10,413	10,413
05143001 559200	Merrymount	6,808	6,808	6,808	6,808
05163001 559200	Montclair	7,438	7,438	7,438	7,438
05183001 559200	Parker	5,373	5,373	5,373	5,373
05203001 559200	Snug Harbor	6,528	6,528	6,528	6,528
05223001 559200	Squantum	5,915	5,915	5,915	5,915
05243001 559200	Wollaston	6,020	6,020	6,020	6,020
05303001 559200	Atlantic Middle School	10,189	10,189	10,189	10,189
05323001 559200	Broad Meadows M.S.	6,724	6,724	6,724	6,724
05343001 559200	Central Middle School	12,239	12,239	12,239	12,239
05383001 559200	Point Webster M.S.	7,401	7,401	7,401	7,401
05363001 559200	Sterling Middle School	7,196	7,196	7,196	7,196
05603001 559200	North Quincy High School	30,779	30,779	30,779	30,779
05503001 559200	Quincy High School	37,740	37,740	37,740	37,740
05620302 559200	Alternative Programs	5,000	5,000	5,000	5,000
05012607 559200	Classroom Reserve	5,231	5,231	5,231	5,231
559200 Textbooks		**598,523**	**598,523**	**598,523**	**598,523**
559150 Educational Software					
05010705 559150	Computer Education	230,000	230,000	230,000	230,000
559150 Educational Software		**230,000**	**230,000**	**230,000**	**230,000**
579810 Course Approval					
05011404 579810	Course Approval	20,000	20,000	20,000	20,000
579810 Course Approval		**20,000**	**20,000**	**20,000**	**20,000**
589500 Acquisition of Instructional Equip.					
05010703 589500	Computers & Technology	97,400	97,400	97,400	97,400
05012602 589500	Special Education	26,000	26,000	76,000	76,000
	Musical Instruments	5,000	5,000	5,000	5,000
589500 Acquisition of Instructional Equip.		**128,400**	**128,400**	**178,400**	**178,400**
Academic Expenses		**14,840,859**	**17,345,260**	**17,483,460**	**17,483,460**

Budget Detail

Non-Academic Expenses

FUEL
NATURAL GAS
ELECTRICITY
REPAIRS
RENTALS ICE ARENA
RENTALS TRANSPORTATION
LEGAL
PRINT AND ADVERTISING
SAFETY
PROFESSIONAL REHAB SERVICES
TELEPHONE
TELEPHONE ALARM
OFFICIALS FEES
GASOLINE
POSTAGE
HEALTH SUPPLIES
ATHLETIC SUPPLIES
PENSIONS
DATA PROCESSING SUPPLIES
UNIFORMS
TRAVEL IN STATE
DUES
MEMBERSHIPS
CONFERENCES
INSURANCE
ACQUISITION PLANT EQUIP

Quincy Public Schools
2020 Non-Academic Expenses
By Object Code

Budget Code	Account Description	18 Budget	19 Budget	20 Request	20 Budget
529101 Fuel Oil					
05068701 529101	Bernazzani				
05018701 529101	Fuel Oil	0	0	0	0
529101 Fuel Oil		**0**	**0**	**0**	**0**
529110 Natural Gas					
	Atherton Hough	42,300	42,300	42,300	42,300
05048701 529110	Beechwood Knoll	46,500	46,500	46,500	46,500
05068701 529110	Bernazzani	95,300	95,300	95,300	95,300
05098701 529110	ECC	32,400	32,400	32,400	32,400
05088701 529110	Lincoln Hancock	77,500	77,500	77,500	77,500
05128701 529110	Marshall	56,400	56,400	56,400	56,400
	Merrymount	32,400	32,400	32,400	32,400
05168701 529110	Montclair	45,100	45,100	45,100	45,100
05188701 529110	Parker	49,300	49,300	49,300	49,300
05208701 529110	Snug Harbor	52,200	52,200	52,200	52,200
05228701 529110	Squantum	70,500	70,500	70,500	70,500
	Wollaston	50,700	50,700	50,700	50,700
05308701 529110	Atlantic Middle School	121,200	101,200	101,200	101,200
05328701 529110	Broad Meadows M.S.	121,200	101,200	101,200	101,200
05348701 529110	Central Middle School	94,400	94,400	94,400	94,400
05388701 529110	Point Webster M.S.	66,200	66,200	66,200	66,200
05368701 529110	Sterling Middle School	69,100	69,100	69,100	69,100
05608701 529110	North Quincy High School	154,000	114,000	114,000	114,000
05508701 529110	Quincy High School	159,600	119,600	119,600	119,600
05018701 529110	Natural Gas	7,200	7,200	7,200	7,200
	Subsidized Amount (Rentals)	(100,000)	(100,000)	(100,000)	(100,000)
529110 Natural Gas		**1,343,500**	**1,223,500**	**1,223,500**	**1,223,500**
529120 Electricity					
05108702 529120	Atherton Hough	26,000	26,000	26,000	26,000
05048702 529120	Beechwood Knoll	27,700	27,700	27,700	27,700
05068702 529120	Bernazzani	27,700	27,700	27,700	27,700
05098702 529120	ECC	31,200	31,200	31,200	31,200
05088702 529120	Lincoln Hancock	215,000	215,000	215,000	215,000
05128702 529120	Marshall	65,800	65,800	65,800	65,800
05148702 529120	Merrymount	38,100	38,100	38,100	38,100
05168702 529120	Montclair	39,900	39,900	39,900	39,900
05188702 529120	Parker	46,500	46,500	46,500	46,500
05208702 529120	Snug Harbor	52,000	52,000	52,000	52,000
05228702 529120	Squantum	41,600	41,600	41,600	41,600
05248702 529120	Wollaston	31,200	31,200	31,200	31,200
05308702 529120	Atlantic Middle School	60,700	60,700	60,700	60,700
05328702 529120	Broad Meadows M.S.	55,400	55,400	55,400	55,400
05348702 529120	Central Middle School	62,400	62,400	62,400	62,400
05388702 529120	Point Webster M.S.	65,600	65,600	65,600	65,600
05368702 529120	Sterling Middle School	60,700	60,700	60,700	60,700
05608702 529120	North Quincy High School	336,100	336,100	336,100	336,100
05508702 529120	Quincy High School	361,100	361,100	361,100	361,100
05018702 529120	Electricity	14,855	14,855	14,855	14,855
	Decrease - Solar Program	(400,000)	(400,000)	(400,000)	(400,000)
529120 Electricity		**1,259,555**	**1,259,555**	**1,259,555**	**1,259,555**

Quincy Public Schools
2020 Non-Academic Expenses
By Object Code

Budget Code	Account Description	18 Budget	19 Budget	20 Request	20 Budget
529401 Repairs and Maintenance					
05018602 529401	Transportation - Bus Maint	15,000	15,000	15,000	15,000
05018601 529401	Transportation - Special Ed.	65,000	65,000	65,000	65,000
529401 Repairs and Maintenance		**80,000**	**80,000**	**80,000**	**80,000**
529700 Rental/Leases					
05010501 529701	Ice Rental	14,950	14,950	14,950	14,950
529700 Rental/Leases		**14,950**	**14,950**	**14,950**	**14,950**
529731 Transportation and Rental Vehicles					
05018602 529731	Special Education	2,308,536	2,308,536	2,609,716	2,609,716
05018601 529731	Regular Transportation	90,000	177,390	177,390	177,390
529731 Transportation and Rental Vehicles		**2,398,536**	**2,485,926**	**2,787,106**	**2,787,106**
539010 Professional Fees-Legal					
05016202 539010	Special Education	25,000	25,000	25,000	25,000
05018402 539020	Regular School	50,000	50,000	50,000	50,000
539010 Professional Fees-Legal		**75,000**	**75,000**	**75,000**	**75,000**
539020 Professional Printing					
05017001 539020	Advertising and Admin.	28,000	28,000	28,000	28,000
05015902 539020	Diplomas	4,500	4,500	4,500	4,500
539020 Professional Printing		**32,500**	**32,500**	**32,500**	**32,500**
539110 Professional Services-Medical					
05016002 539110	Manet Health	3,000	3,000	3,000	3,000
05012304 539001	Athletics	40,000	40,000	40,000	40,000
05016001 539110	OCC Therapists				
05016101 539110	SS Mental Health				
05015903 539110	Work Inc				
539110 Professional Services-Medical		**43,000**	**43,000**	**43,000**	**43,000**
539450 Telephone					
05018702 539450	Telephone	132,000	132,000	132,000	132,000
539450 Telephone		**132,000**	**132,000**	**132,000**	**132,000**
539570 Officials Fees					
05010501 539570	Athletics	42,900	42,900	42,900	42,900
539570 Officials Fees		**42,900**	**42,900**	**42,900**	**42,900**

Quincy Public Schools
2020 Non-Academic Expenses
By Object Code

Budget Code	Account Description	18 Budget	19 Budget	20 Request	20 Budget
539310 Gasoline					
05018602 539310	Special Ed. Transportation	91,000	91,000	91,000	91,000
05018601 539310	Transportation	63,560	63,560	63,560	63,560
539310 Gasoline		**154,560**	**154,560**	**154,560**	**154,560**
549220 Postage					
05011407 549220	Postage	40,000	40,000	40,000	40,000
549220 Postage		**40,000**	**40,000**	**40,000**	**40,000**
559000 Health and Medical Supplies					
05015605 559000	Health & Medical Supplies	18,750	18,750	18,750	18,750
559000 Health and Medical Supplies		**18,750**	**18,750**	**18,750**	**18,750**
559230 Athletic Supplies					
05010501 559230	Athletic Supplies	26,650	26,650	26,650	26,650
559230 Athletic Supplies		**26,650**	**26,650**	**26,650**	**26,650**
579900 Pensions					
05018101 579905	Pensions	0	0	0	0
579900 Pensions		**0**	**0**	**0**	**0**
559850 Data Processing Supplies					
05015901 559580	Data Processing	8,500	8,500	8,500	8,500
559580 Data Processing Supplies		**8,500**	**8,500**	**8,500**	**8,500**
559581 Uniforms					
05017201 559581	Custodian	4,000	4,000	4,000	4,000
05017101 559581	Maintenance				
05015605 559581	Nurses	3,200	3,200	3,200	3,200
05018502 559581	Security	3,000	3,000	3,000	3,000
559581 Uniforms		**10,200**	**10,200**	**10,200**	**10,200**
579100 Travel In State					
05011402 579100	Coordinators	14,000	14,000	14,000	14,000
05017001 579100	Messengers	4,200	4,200	4,200	4,200
05015605 579100	Nurses	750	750	750	750
05015902 579100	Principals	5,500	5,500	5,500	5,500
579100 Travel In State		**24,450**	**24,450**	**24,450**	**24,450**
579300 Dues & Memberships					
05010501 579300	Athletics	10,400	10,400	10,400	10,400
05010701 579300	Collaboratives	17,850	17,850	17,850	17,850
05018401 579300	School Committee	5,616	5,616	5,616	5,616
579300 Dues & Memberships		**33,866**	**33,866**	**33,866**	**33,866**

Quincy Public Schools
2020 Non-Academic Expenses
By Object Code

Budget Code	Account Description	18 Budget	19 Budget	20 Request	20 Budget
579400 Insurance					
05010506 579400	Athletics	9,750	9,750	9,750	9,750
05017801 579400	General Liability	36,500	36,500	36,500	36,500
05018607 579400	Special Ed. Transportation	75,000	75,000	75,000	75,000
05018606 579400	Transportation	17,125	17,125	17,125	17,125
579400 Insurance		**138,375**	**138,375**	**138,375**	**138,375**
589300 Acquisition of Plant Equipment					
05011408 589300	Student Furniture	30,000	30,000	30,000	30,000
589300 Acquisition of Plant Equipment		**30,000**	**30,000**	**30,000**	**30,000**
Non-Academic Expenses		**5,907,292**	**5,874,682**	**6,175,862**	**6,175,862**

Budget Summary Information

SALARY BUDGET SUMMARY FY 2020

EXPENSE BUDGET SUMMARY FY 2020

COMPARATIVE BUDGET TOTALS

TOTAL BUDGET FIVE-YEAR HISTORY 2015/16 THROUGH 2019/20

QUINCY PUBLIC SCHOOLS
SALARY BUDGET
FY 2020

BUDGET LINE	OBJ CODE	FTE FY18	BUDGET FY-2018	FTE FY19	BUDGET FY-2019	FTE FY20	BUDGET FY-2020	DIFFERENCE	% CHANGE	STAFF CHANGE
ACADEMIC CLASSROOM TEACHERS										
INSTRUCTIONAL	519101	446.0	37,463,253	446.0	37,492,825	447.5	39,187,574	1,694,749	4.52%	1.5
LONGEVITY	519140		144,000		144,000		144,000			
RESERVE										
		446.0	37,607,253	446.0	37,636,825	447.5	39,331,574	1,694,749	4.51%	1.5
ACADEMIC PROGRAMS										
INSTRUCTIONAL	519101	256.1	20,352,263	265.0	21,514,161	271.5	22,798,019	1,283,858	5.97%	6.5
LONGEVITY	519140		108,000		108,000		108,000			
RESERVE										
		256.1	20,460,263	265.0	21,622,161	271.5	22,906,019	1,283,858	6.27%	6.5
ACADEMIC SUPPORT										
INSTRUCTIONAL	519101	76.7	7,502,502	76.7	7,751,261	79.7	8,244,926	493,665	6.37%	3.0
CLERICAL	519102	11.0	630,017	11.0	667,532	11.0	717,558	50,026	7.49%	
SUPERINTENDENT	519112	1.0	237,505	1.0	245,467	1.0	252,831	7,364	3.00%	
ASST SUPT	519113	1.0	143,323	1.0	148,853	1.0	153,319	4,466	3.00%	
DIRECTORS	519114	5.9	746,761	5.9	753,707	5.9	776,318	22,611	3.00%	
DEPT HEADS	519115	7.0	656,374	8.0	711,581	10.0	897,348	185,767	26.11%	2.0
PRINCIPALS	519116	35.1	3,695,604	35.1	3,773,434	35.1	3,886,637	113,203	3.00%	
AIDES	519121	165.0	3,038,029	165.0	3,098,790	189.5	3,672,753	573,963	18.52%	24.5
WORK STUDY	519127		5,000		5,000		5,000			
PART TIME PROF	519129		928,451		963,958		1,067,877	103,919	10.78%	
LONGEVITY	519140		45,100		45,100		45,100			
RESERVE										
		302.7	17,628,666	303.7	18,164,683	333.2	19,719,667	1,554,984	8.82%	29.5
NON-ACADEMIC SUPPORT										
CLERICAL	519102	42.7	2,202,781	42.7	2,228,523	42.7	2,295,379	66,856	3.00%	
CUSTODIAL	519103	63.0	3,287,411	63.0	3,253,158	64.0	3,397,756	144,598	4.44%	1.0
MAINTENANCE	519104	2.0	123,321	2.0	125,787	2.0	129,561	3,774	3.00%	
SECURITY	519105	8.0	383,505	8.0	386,175	8.0	397,760	11,585	3.00%	
AIDES	519121	21.0	364,478	20.0	342,395	20.0	352,669	10,274	3.00%	
ATTENDANTS	519122	77.0	403,556	77.0	396,627	77.0	408,528	11,901	3.00%	
DRIVERS	519123	35.4	1,591,159	35.4	1,602,983	35.4	1,651,073	48,090	3.00%	
MESSENGERS	519125	2.0	38,203	2.0	38,967	2.0	40,136	1,169	3.00%	
FIELD HELP	519126		18,811		19,187		19,763	576	3.00%	
CLERICAL (PT)	519128		104,040		106,120		109,303	3,183	3.00%	
PART TIME PROF	519129		589,745		601,540		619,587	18,047	3.00%	
OVERTIME	519130		313,508		319,778		329,372	9,594	3.00%	
LONGEVITY	519140		10,300		10,300		10,300			
TRAVEL	519153		31,800		31,800		31,800			
RESERVE										
		251.1	9,462,618	250.1	9,463,340	251.1	9,792,987	329,647	3.48%	1.0
TOTAL		1255.9	85,158,800	1264.8	86,887,009	1303.3	91,750,247	4,863,238	5.60%	38.5

QUINCY PUBLIC SCHOOLS
EXPENSE BUDGET
FY 2020

BUDGET LINE	OBJ CODE	BUDGET FY 2018	BUDGET FY 2019	BUDGET FY 2020	DIFFERENCE	% Change
ACADEMIC EXPENSES						
REPAIRS ED	529405	36,900	36,900	36,900		
STAFF DEVELOPMENT	539001	38,000	38,000	38,000		
SCREEN/MEDICAL	539130	58,500	58,500	58,500		
TUITIONS	539200	12,431,800	14,936,201	14,954,401	18,200	0.12%
TESTING	539110	101,000	101,000	151,000	50,000	49.50%
LIBRARY BOOKS	559130	20,000	20,000	30,000	10,000	50.00%
SUPPLIES	559140	890,736	890,736	900,736	10,000	1.12%
TCHR PROF DISC FUND	559160	287,000	287,000	287,000		
TEXTBOOKS	559200	598,523	598,523	598,523		
EDUCATIONAL SOFTWARE	559170	230,000	230,000	230,000		
COURSE APPROVAL	579810	20,000	20,000	20,000		
ACQ INSTR EQUIP	589500	128,400	128,400	178,400	50,000	38.94%
		14,840,859	17,345,260	17,483,460	138,200	0.80%
NON-ACADEMIC EXPENSES						
FUEL	529101	0	0	0		
NATURAL GAS	529110	1,343,500	1,223,500	1,223,500		
ELECTRICITY	529120	1,259,555	1,259,555	1,259,555		
REPAIRS	529401	80,000	80,000	80,000		
RENTALS	529700	14,950	14,950	14,950		
TRANSPORTATION	529731	2,398,536	2,485,926	2,787,106	301,180	12.12%
LEGAL	539010	75,000	75,000	75,000		
PRINT AND ADVERTISING	539020	32,500	32,500	32,500		
PROF REHAB SERVICES	539110	43,000	43,000	43,000		
TELEPHONE	539450	132,000	132,000	132,000		
OFFICIALS FEES	539570	42,900	42,900	42,900		
GASOLINE	539310	154,560	154,560	154,560		
POSTAGE	549220	40,000	40,000	40,000		
HEALTH SUPPLIES	559000	18,750	18,750	18,750		
ATHLETIC SUPPLIES	559230	26,650	26,650	26,650		
PENSIONS	579900	0	0	0		
DATA PROCESSING SUPPLIES	559850	8,500	8,500	8,500		
UNIFORMS	559581	10,200	10,200	10,200		
TRAVEL IN STATE	579100	24,450	24,450	24,450		
DUES	579300	33,866	33,866	33,866		
INSURANCE	579400	138,375	138,375	138,375		
ACQ PLANT EQUIP	589300	30,000	30,000	30,000		
		5,907,292	5,874,682	6,175,862	301,180	5.13%
TOTAL		20,748,151	23,219,942	23,659,322	439,380	1.89%

QUINCY PUBLIC SCHOOLS
COMPARATIVE BUDGET TOTALS
2018/19 and 2019/20

	2019 BUDGET	PERCENT TOTAL BUDGET	2020 BUDGET	PERCENT TOTAL BUDGET	INCREASE (DECREASE)	PERCENT OF CHANGE
SALARIES						
Regular Schools & Athletics	86,887,009	78.91%	91,750,247	79.50%	4,863,238	5.60%
EXPENSES						
Regular Schools	23,071,542	20.95%	23,450,922	20.32%	379,380	1.64%
Additional Equipment	148,400	0.13%	208,400	0.18%	60,000	40.43%
Pensions	0	0.00%	0	0.00%	0	0.00%
TOTAL BUDGET	110,106,951	100.00%	115,409,569	100.00%	5,302,618	4.82%
CREDITS						
Circuit Breaker	(5,250,000)		(5,200,000)		50,000	(0.95%)
TOTAL APPROPRIATION	104,856,951		110,209,569		5,352,618	5.10%

QUINCY PUBLIC SCHOOLS
TOTAL BUDGET
5 YEAR HISTORY
2015/16 to 2019/20

FISCAL YEARS	APPROVED/ REQUESTED BUDGET	AMOUNT OF INCREASE (DECREASE)	PERCENT OF CHANGE	ENROLLMENT NUMBER OF PUPILS	INCREASE (DECREASE)
2015/16	99,259,723	1,953,000	2.01%	9,339	(0.60%)
2016/17	102,598,022	3,338,299	3.36%	9,441	1.09%
2017/18	105,906,951	3,308,929	3.23%	9,597	1.65%
2018/19	110,106,951	4,200,000	3.97%	9,623	0.27%
2019/20	115,409,569	5,302,618	4.82%	9,650	0.28%

Graphic Detail on Major Expenditure Categories

APPROVED SCHOOL COMMITTEE BUDGET

GENERAL SCHOOL SUPPLIES

TEXTS AND LEARNING MATERIALS

INSTRUCTIONAL EQUIPMENT

SPECIAL EDUCATION TUITION

SPECIAL EDUCATION BUDGET

NATURAL GAS AND FUEL OIL

ELECTRICITY

COMPARATIVE PERCENT OF TOTAL BUDGETS

COMPARATIVE SALARY BUDGETS

COMPARATIVE EXPENSE BUDGETS

QUINCY PUBLIC SCHOOLS
APPROVED SCHOOL COMMITTEE BUDGET
5 YEAR BUDGET HISTORY

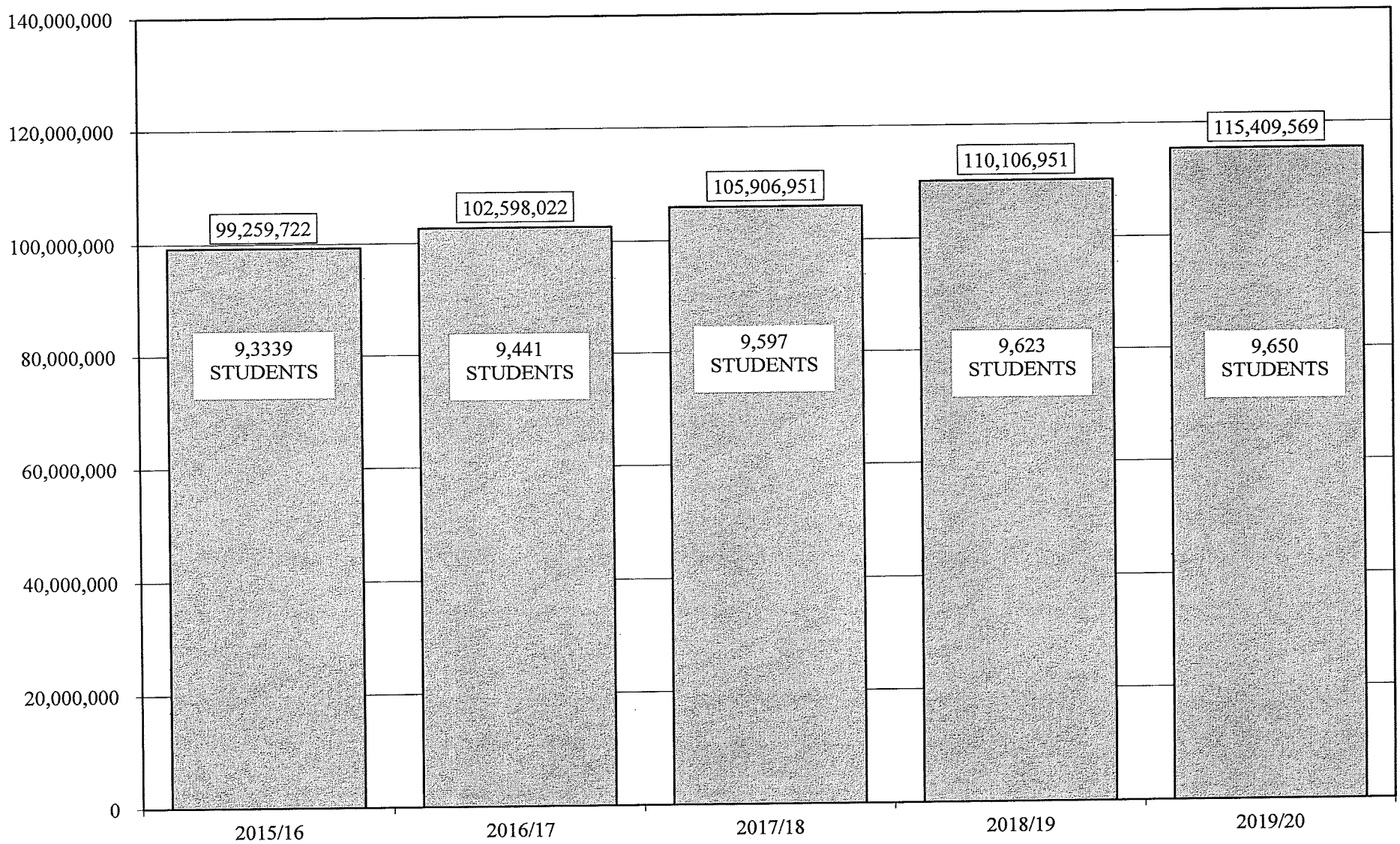

QUINCY PUBLIC SCHOOLS
GENERAL SCHOOL SUPPLIES
5 YEAR BUDGET HISTORY

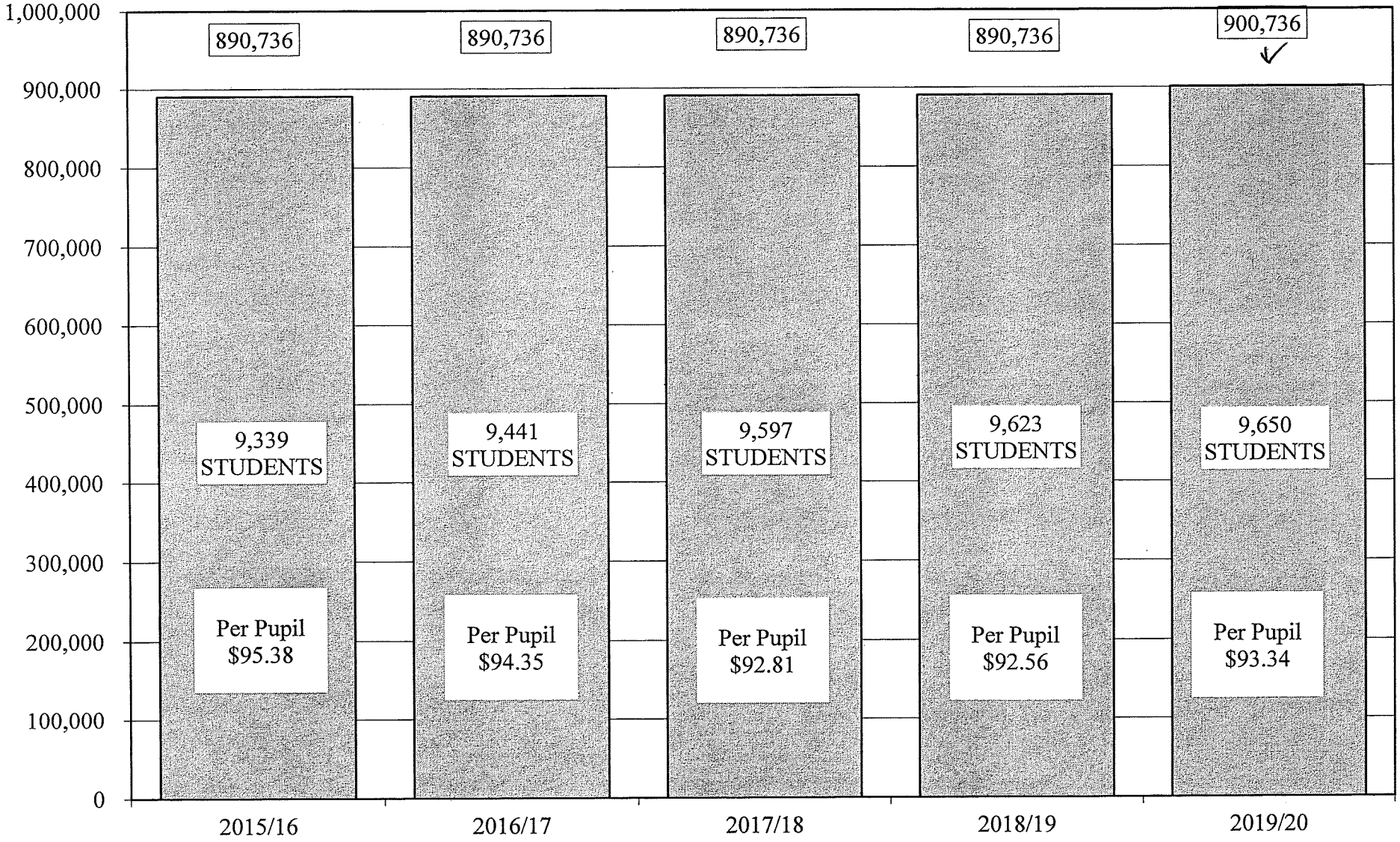

QUINCY PUBLIC SCHOOLS
TEXTS AND LEARNING MATERIALS
5 YEAR BUDGET HISTORY

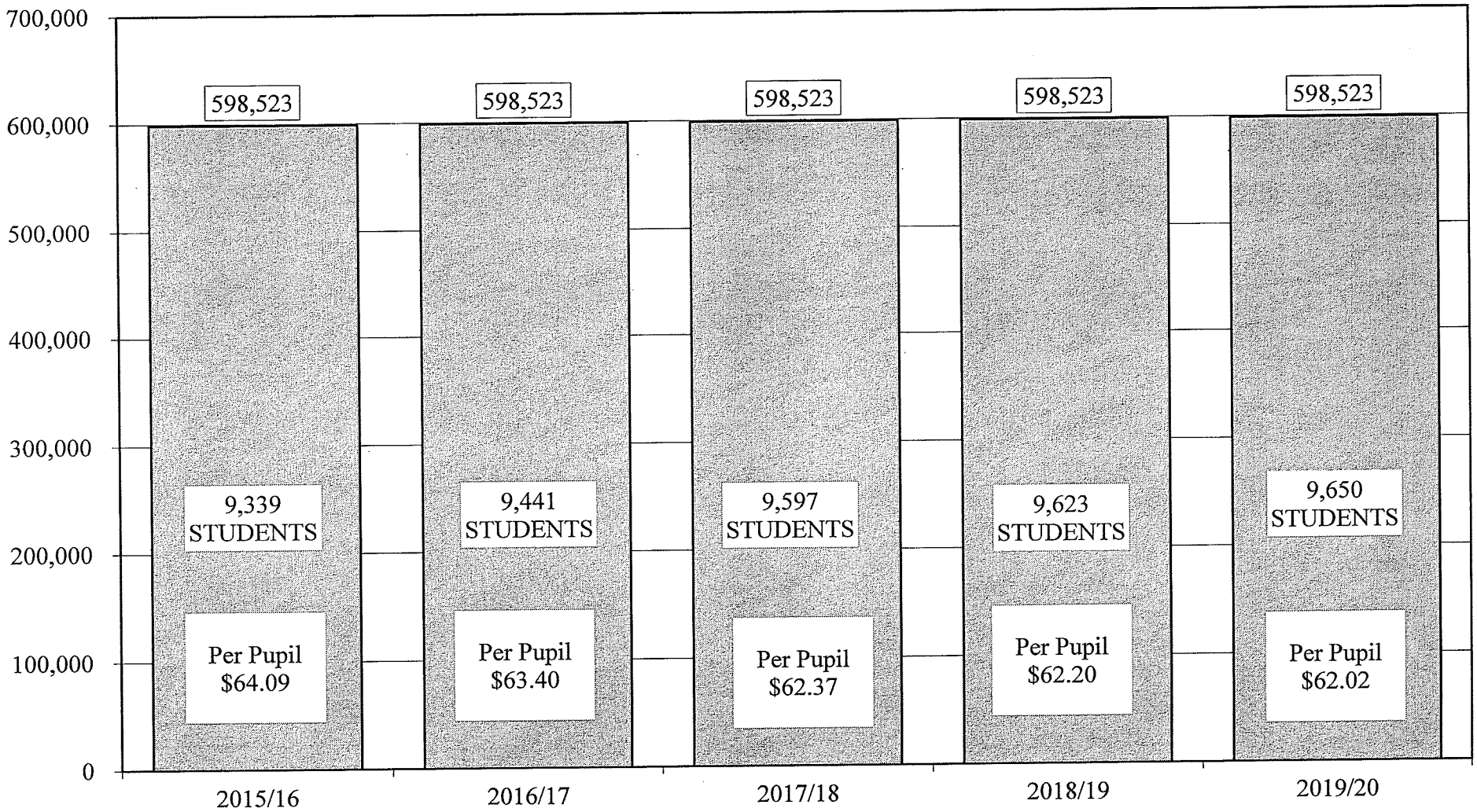

QUINCY PUBLIC SCHOOLS
INSTRUCTIONAL EQUIPMENT
5 YEAR BUDGET HISTORY

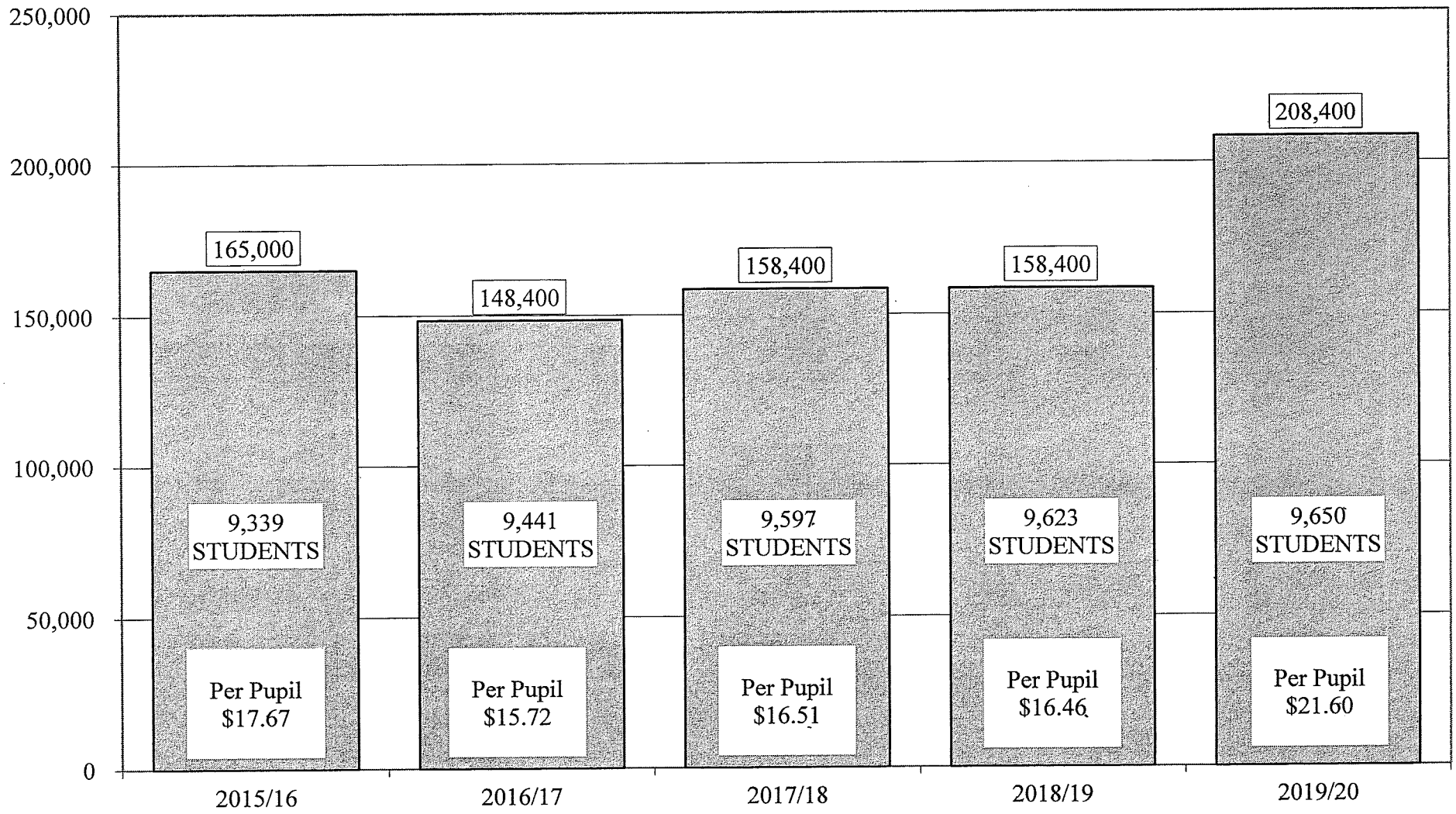

QUINCY PUBLIC SCHOOLS
SPECIAL EDUCATION TUITION
5 YEAR BUDGET HISTORY

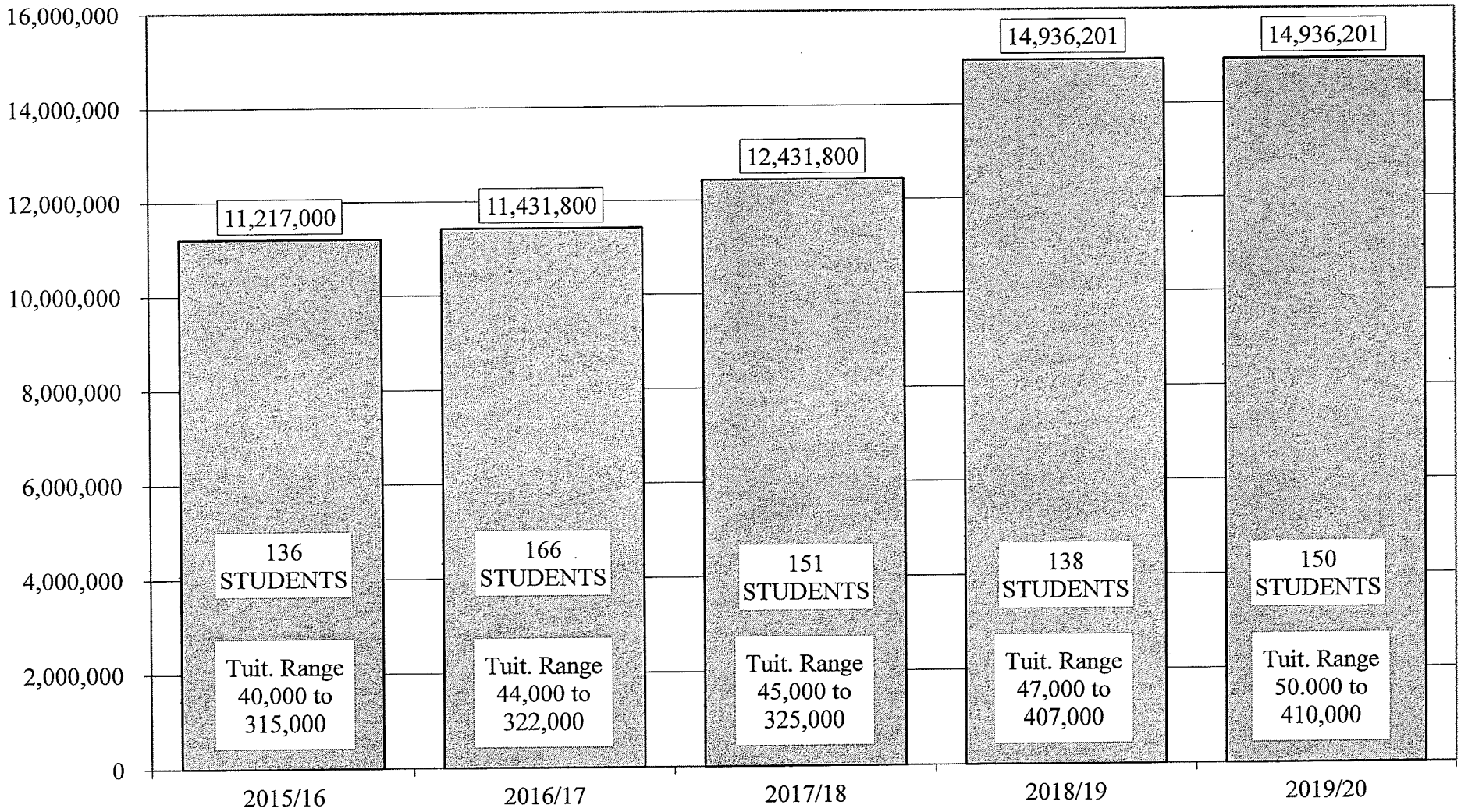

QUINCY PUBLIC SCHOOLS
SPECIAL EDUCATION BUDGET
5 YEAR BUDGET HISTORY

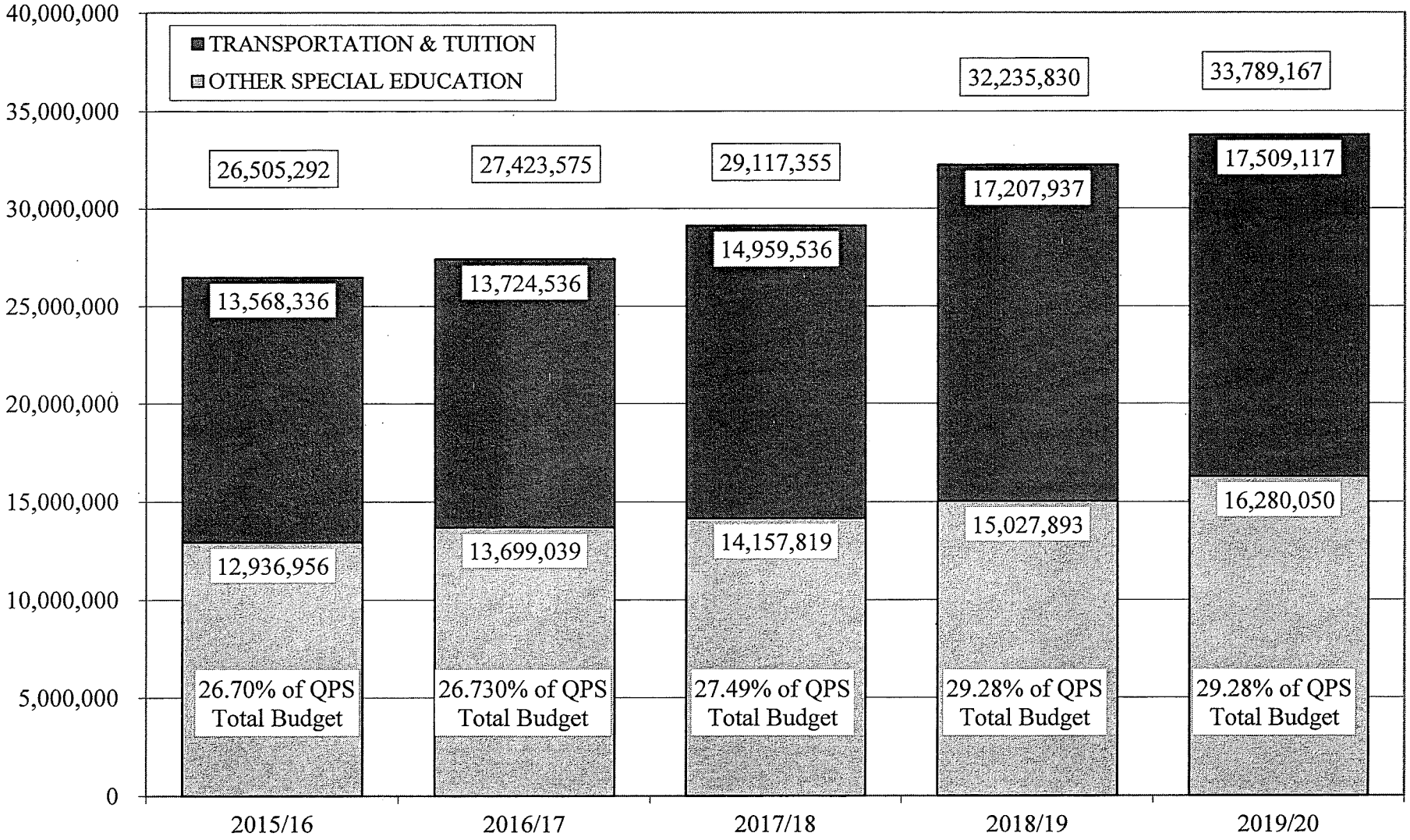

QUINCY PUBLIC SCHOOLS
NATURAL GAS AND FUEL OIL
5 YEAR BUDGET HISTORY

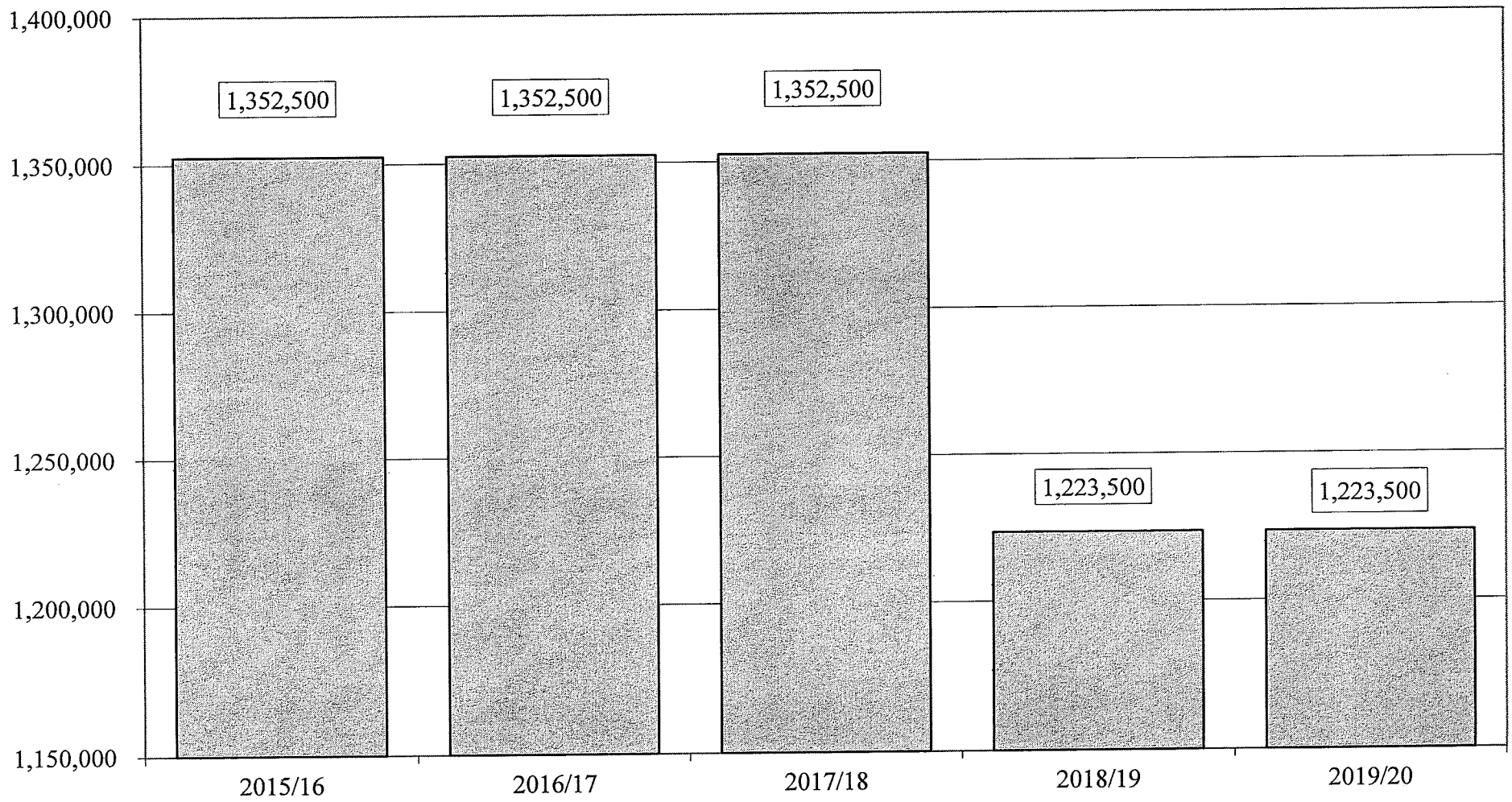

QUINCY PUBLIC SCHOOLS
ELECTRICITY
5 YEAR BUDGET HISTORY

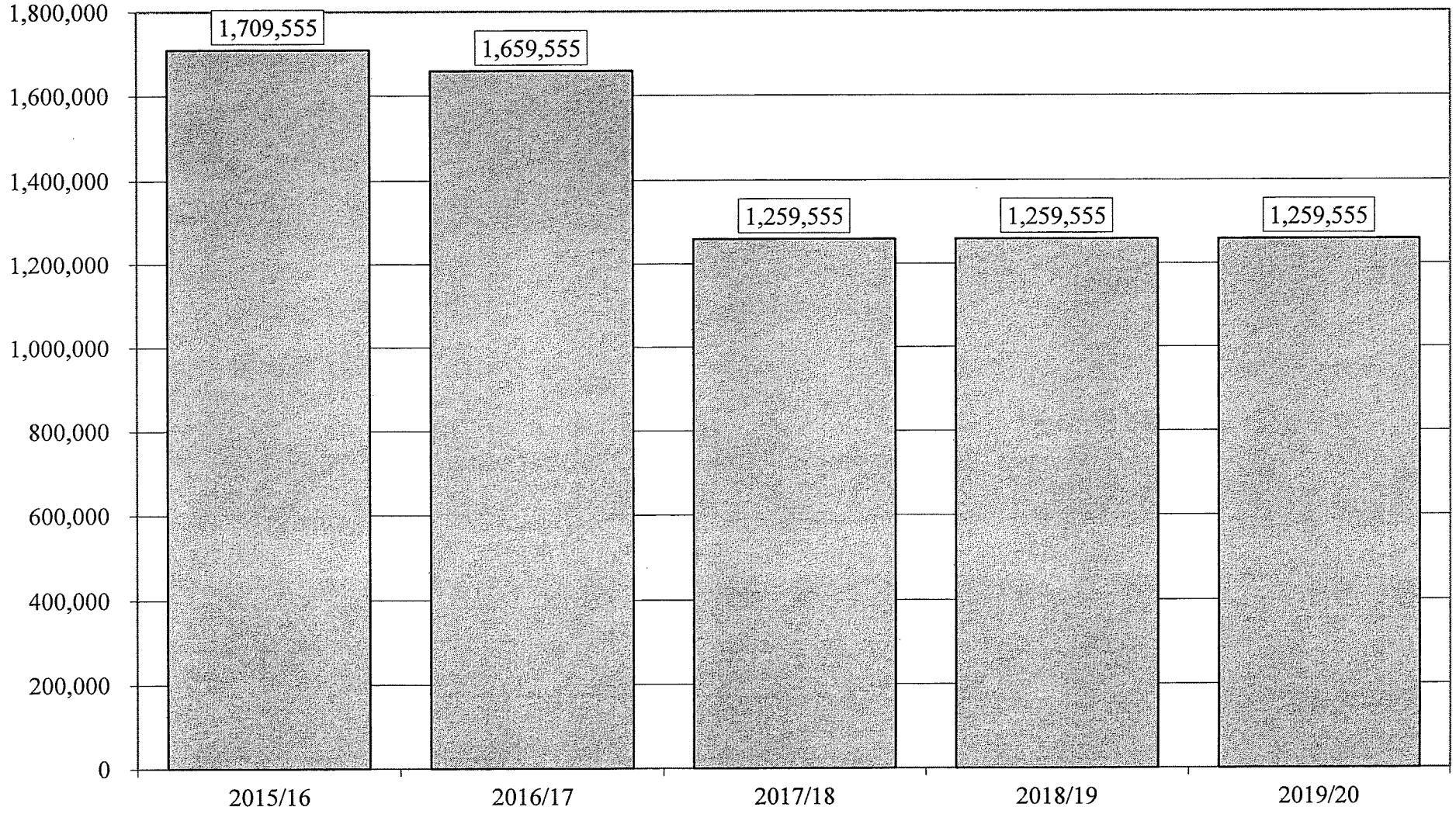

QUINCY PUBLIC SCHOOLS
COMPARATIVE PERCENT OF TOTAL BUDGETS
2018/19 VS 2019/20

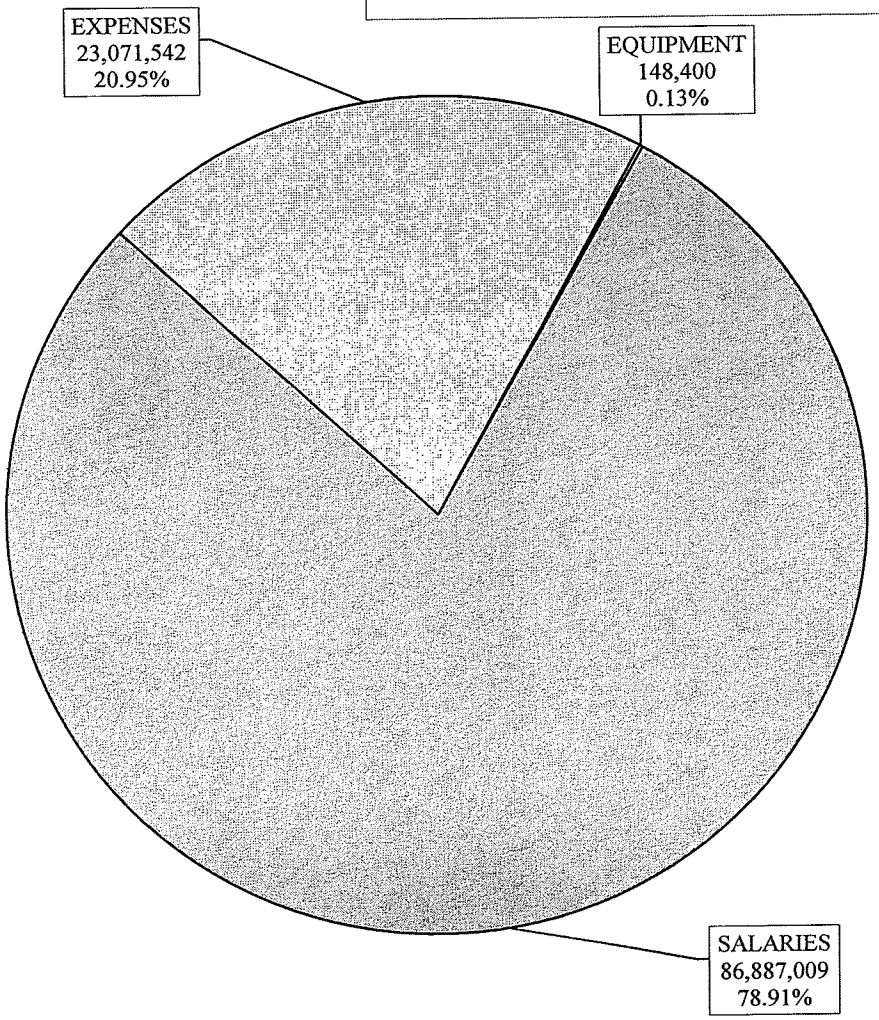

2018/19

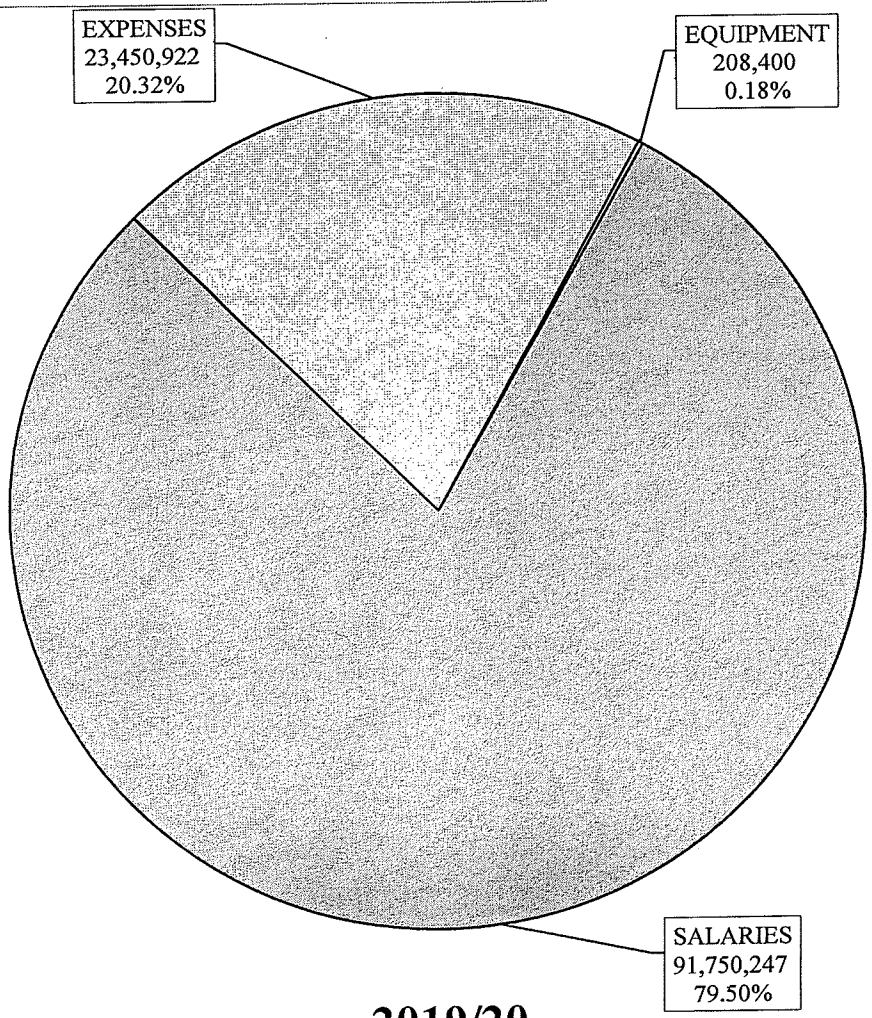

2019/20

QUINCY PUBLIC SCHOOLS
COMPARATIVE SALARY BUDGETS
2018/19 VS 2019/20

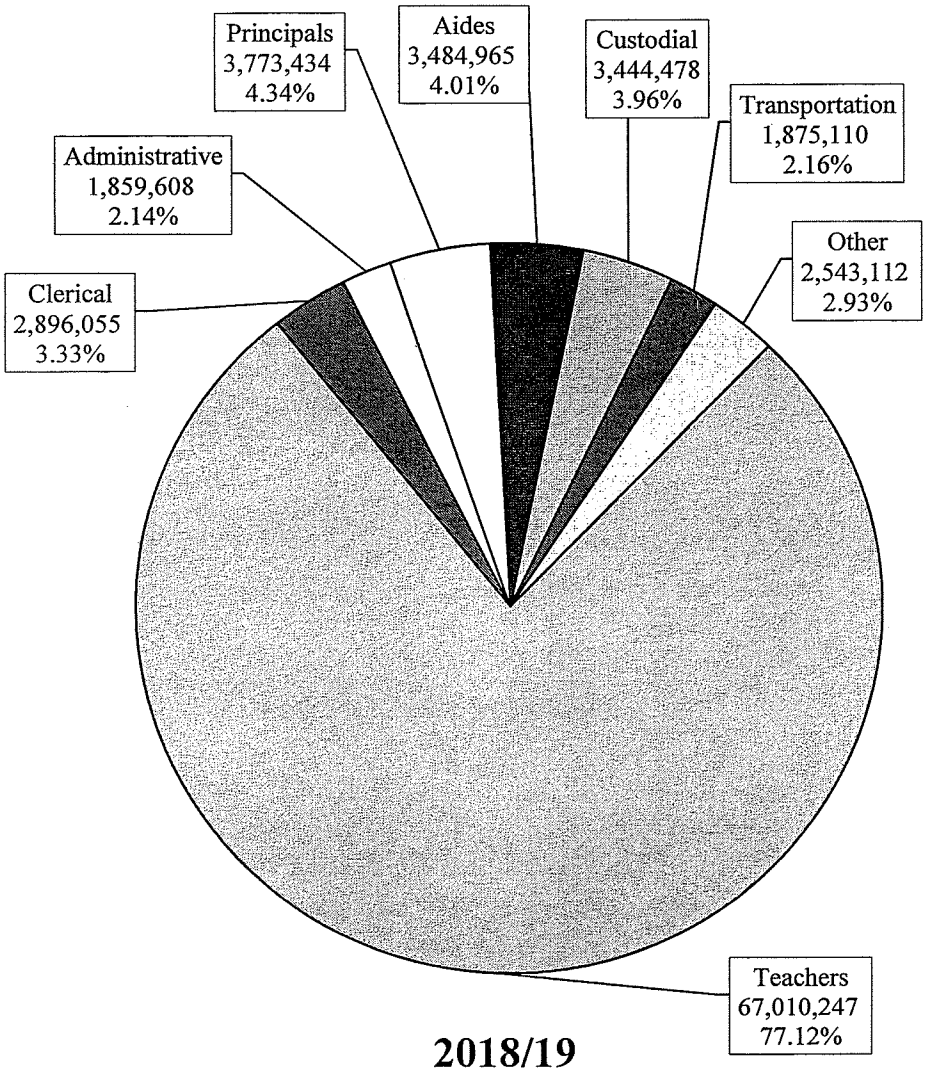

2018/19

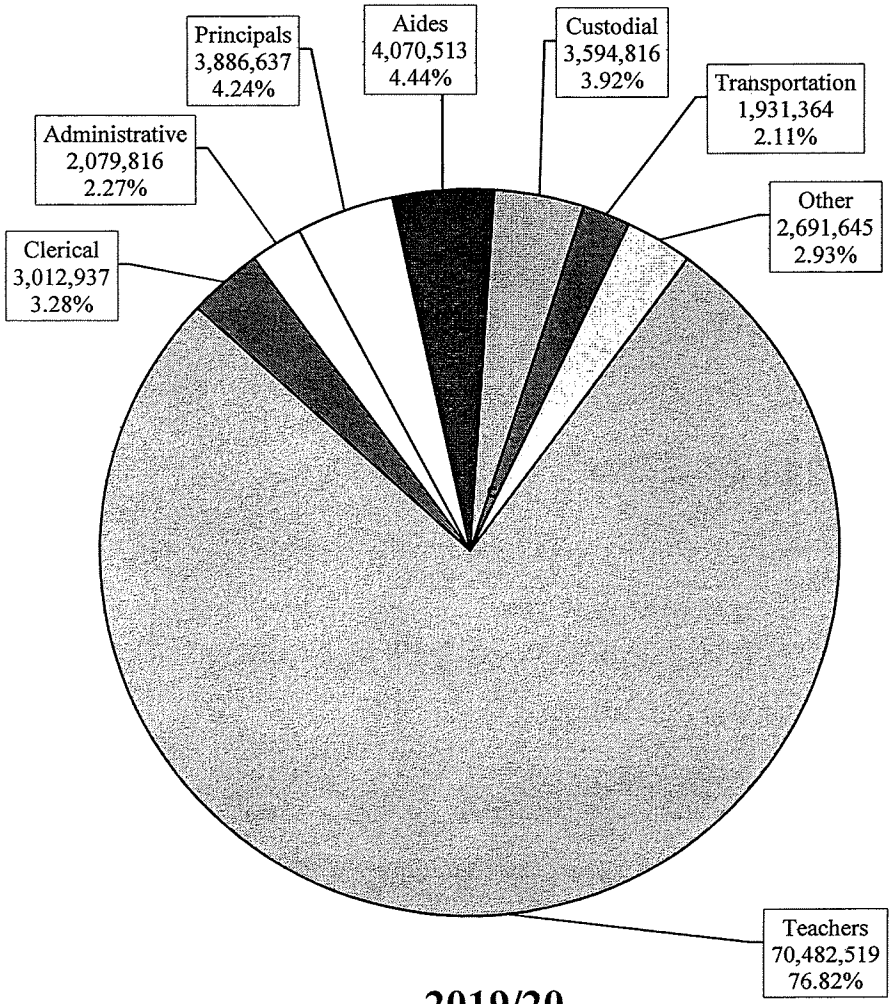

2019/20

QUINCY PUBLIC SCHOOLS
COMPARATIVE EXPENSE BUDGETS
2018/19 VS 2019/20

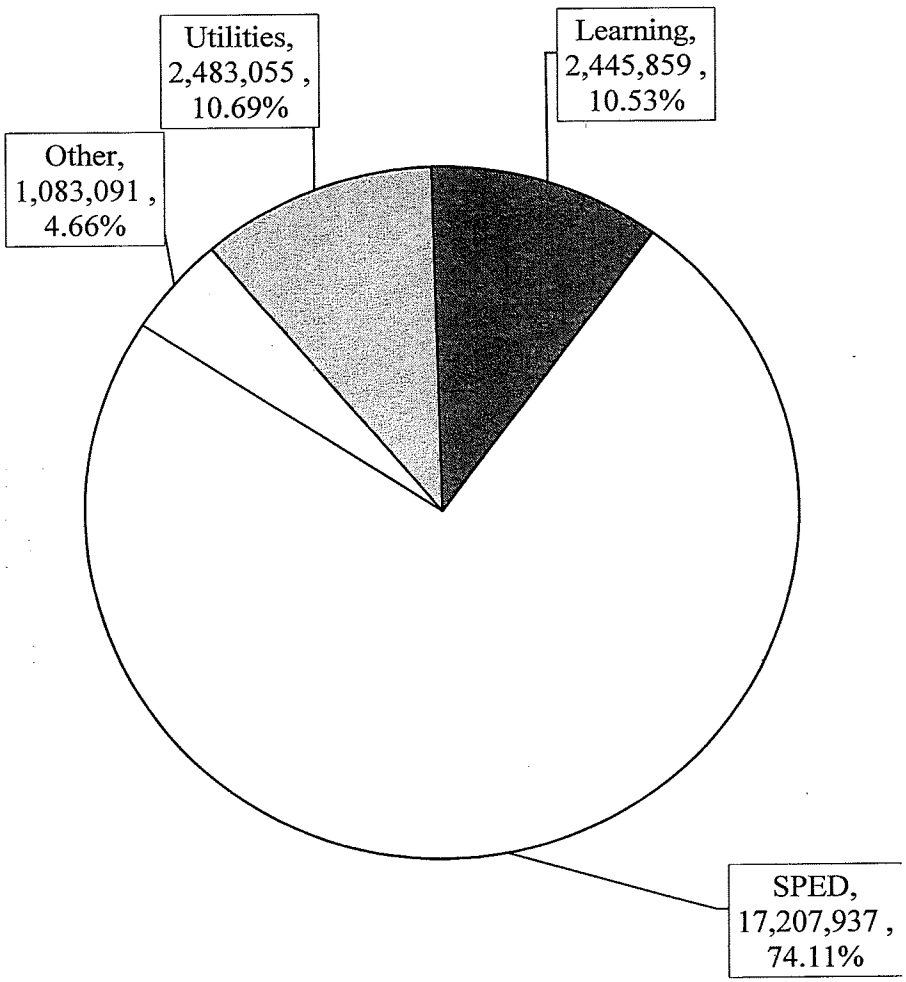

2018/19

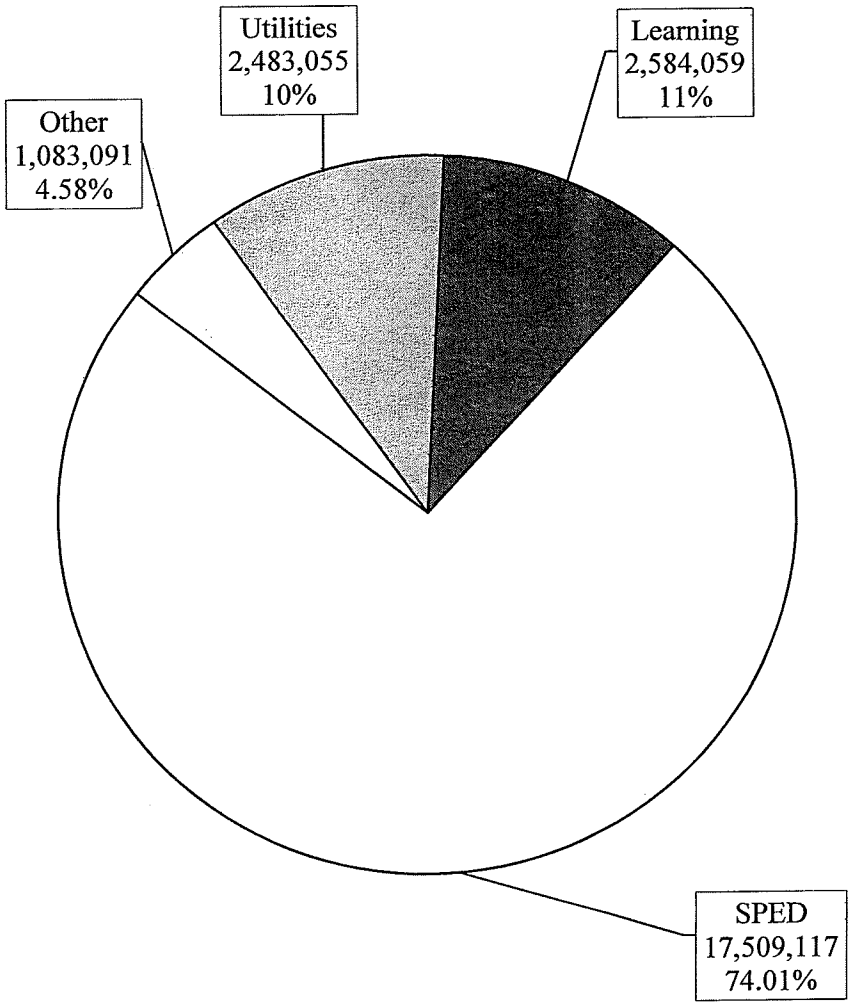

2019/20

Index of Pages

SALARIES

EXPENSES

Quincy Public Schools

Budget Book Index

Salaries

	Detail	Priority	Page
Aides			
	ELL by assignment	Academic Support	15
	Special Ed. By building	Academic Support	15
	Teacher Aides	Academic Support	15
	School Aides by building	Non-Academic Support	21
Assistant Superintendent			
	Assistant Superintendent	Academic Support	13
Attendants			
	Lunch by building	Non-Academic Support	21
	Special Ed. Transportation	Non-Academic Support	21
Coordinators/Department Heads			
	Department Heads	Academic Support	14
	Coordinators	Academic Support	14
Custodial			
	Custodians by assignment	Non-Academic Support	20
Directors			
	Directors by assignment	Academic Support	13
Drivers			
	Athletics	Non-Academic Support	21
	Special Education	Non-Academic Support	21
	Regular School	Non-Academic Support	21
Field Help			
	Athletic events ticket takers Field Helpers, etc	Non-Academic Support	22

Quincy Public Schools

Budget Book Index

Salaries

	Detail	Priority	Page
Longevity			
	Academic Classroom Teachers	Academic Classroom Teachers	5
	Academic Programs	Academic Programs	9
	Academic Support	Academic Support	16
	Non-Academic Support	Non-Academic Support	22
Maintenance			
	Building Maintenance Personnel	Non-Academic Support	20
Messengers			
	Part-time Mailmen	Non-Academic Support	22
Overtime			
	Bus Drivers	Non-Academic Support	22
	Custodial Overtime	Non-Academic Support	22
	Maintenance Overtime	Non-Academic Support	22
	Security Guard Overtime	Non-Academic Support	22
Part-time Clerical			
	Substitute Aides	Non-Academic Support	22
	Substitute Secretaries	Non-Academic Support	22
Principals			
	Principals by assignment	Academic Support	14
	Assistant Principals by assignment	Academic Support	14
	Deans by building	Academic Support	14
Professionals Part-Time			
	Tutors	Academic Support	16
	Extra Curricular Activities	Academic Support	16
	Summer Program	Academic Support	16
	Substitute Nurses	Academic Support	16
	Coaches	Non-Academic Support	22
	Therapy Assistants	Non-Academic Support	22

Quincy Public Schools

Budget Book Index

Salaries

	Detail	Priority	Page
Professional Salaries			
	Teachers by Assignment	Academic Classroom Teachers	5
	Teachers by Program	Academic Programs	9
	Guidance and Psychological	Academic Support	13
	Nurses	Academic Support	13
	Substitutes	Academic Support	13
	School Committee	Academic Support	13
Secretarial/Clerical			
	Information Technology Support	Academic Support	13
	Secretarial by assignment	Non-Academic Support	19
Security Guards			
	All Security Guards by assignment	Non-Academic Support	20
Superintendent			
	Superintendent of Schools	Academic Support	13
Travel			
	Contractual payments for travel	Non-Academic Support	23
Work Study			
	Work study of Special Ed. students	Academic Support	15

Quincy Public Schools

Budget Book Index

Expenses

Detail	Priority	Page
Acquisition Instructional Equipment Purchase of new equipment for Educational Departments	Academic Expenses	29
Acquisition of Plant Equipment Purchase of new equipment for Custodial & Maintenance Depts. and student furniture	Non-Academic Expenses	36
Athletics Supplies Funds for uniforms and equipment	Non-Academic Expenses	35
Course Approval Contractual obligation for professional staff	Academic Expenses	29
Data Processing Supplies Special Data Processing forms such as report cards, student schedules, scan forms. Etc.	Non-Academic Expenses	35
Dues & Memberships MCET, Internet Project, Mass. Assoc. of Supt., Mass.Assoc. of School Committees, various athletic conferences, other professional organizations	Non-Academic Expenses	36
Educational Software Computer software for various educational departments	Academic Expenses	29

Quincy Public Schools

Budget Book Index

Expenses	Detail	Priority	Page
Educational Supplies	Building & disciplines supply lines for paper, pens, supplies, etc. Building allocation on a per pupil basis	Academic Expenses	28
Electricity	Building allocation for electricity	Non-Academic Expenses	33
Fuel Oil	Building allocation for heating oil	Non-Academic Expenses	33
Gasoline	Gas for school buses and maintenance vehicles	Non-Academic Expenses	35
Health/Medical	Nurses supplies of bandages, etc.	Non-Academic Expenses	35
Insurance	Student & Maintenance vehicles Athletic/Health School Board & Teachers Liability Bonding Insurance	Non-Academic Expenses	36
Legal	Funds for legal fees for grievances, negotiations, and suits	Non-Academic Expenses	34
Library Books	New library books & periodicals	Academic Expenses	27
Natural Gas	Building allocation for heating, cooking and lab use	Non-Academic Expenses	33

Quincy Public Schools

Budget Book Index

Expenses

	Detail	Priority	Page
Official Fees			
	Fees for umpires and referees at sporting events	Non-Academic Expenses	35
Pensions			
	School Department obligation for people who performed work for City during World War II	Non-Academic Expenses	35
Postage			
	Stamps for all schools	Non-Academic Expenses	35
Professional Discretionary Fund			
	Teacher's Professional Discretionary fund per contract	Academic Expenses	28
Professional Printing			
	Staff advertisement Printing diplomas Printing stationery	Non-Academic Expenses	34
Professional Services - Medical			
	Physicians fees for staff and students physicals, South Shore Metal Health, Crisis Intervention Special Ed. Students work training and athletic trainers	Non-Academic Expenses	34
Rentals/Leases			
	Ice Rental	Non-Academic Expenses	34

Quincy Public Schools

Budget Book Index

Expenses

	Detail	Priority	Page
Rentals/Vehicles			
	Cost of leasing and/or purchasing of vehicles to transport students	Non-Academic Expenses	34
	Cost of outside vendors transporting special education students	Non-Academic Expenses	34
Repair Educational Equipment			
	Repairs to educational equipment by instructional area	Academic Expenses	27
Repairs			
	Repairs for buses and vans	Non-Academic Expenses	34
Screening and Medical			
	Physical tests required as part of a Core Evaluation	Academic Expenses	27
Staff Development			
	Staff development funds by program area	Academic Expenses	27
Telephone			
	Monthly telephone bills Repairs, additions, and charges to telephone lines Internet line costs	Non-Academic Expenses	34
Testing Material			
	Cost of standardized testing program	Academic Expenses	27

Quincy Public Schools

Budget Book Index

Expenses

	Detail	Priority	Page
Textbooks			
	Building and Discipline allocation for texts, workbooks, and learning materials Building allocation on a per pupil basis	Academic Expenses	29
Travel In-State			
	Travel on a per mileage basis for traveling teachers and staff	Non-Academic Expenses	36
Tuition			
	Tuitioned out Special Ed. students Hospital bound regular students Historical Society Program	Academic Expenses	27
Uniforms			
	Contractual uniform allowance for Nurses', Custodial, Maintenance and Security	Non-Academic Expenses	35

Quincy School Committee

THE HONORABLE THOMAS P. KOCH
Chairman

EMILY LEBO
Vice-Chairman

ANTHONY ANDRONICO

PAUL BRIGOLI

JAMES DEAMICIS

DOUG GUTRO

KATHRYN HUBLEY

DR. RICHARD DECRISTOFARO
Superintendent of Schools and
Secretary to the School Committee

The Quincy Public Schools does not discriminate on the basis of race, color, sex, sexual orientation, religion, national origin, or handicap, in its educational activities or employment practices as required by Title IX of the 1972 Federal Education Amendments, by Section 504 if the 1973 Rehabilitation Act, and by Chapter 622 of the General Laws of the State of Massachusetts.

fpPrinted by the Business Office
Quincy Public Schools – 2019
www.quincypublicschools.com